


2025 CRA Submission Filing

marquis

Step 1

Verify Institution Setup




Pre-filing & Setup

Verify that the Institution information is correct

Create/update any necessary Assessment Areas


Add/update Community Development information



Institutional Dashboard

Add New

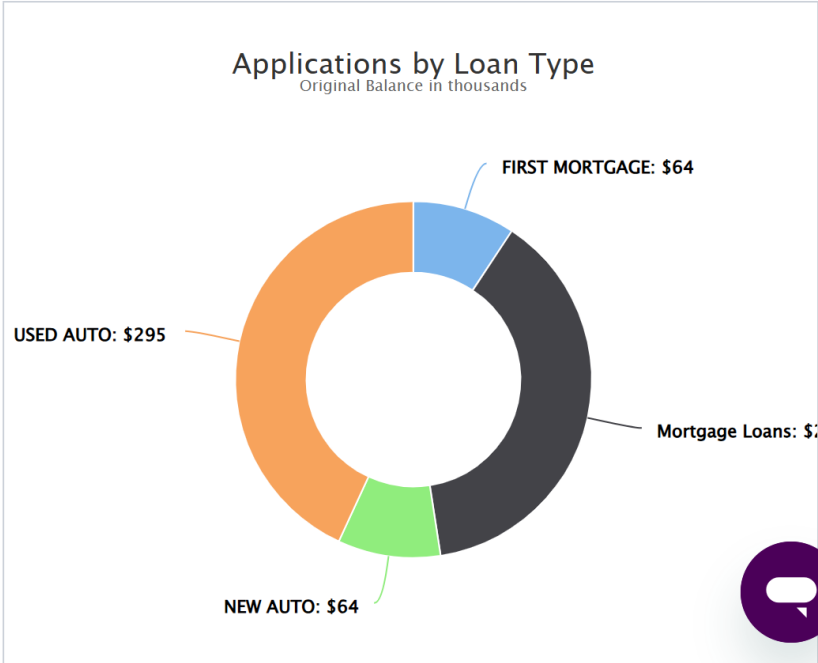
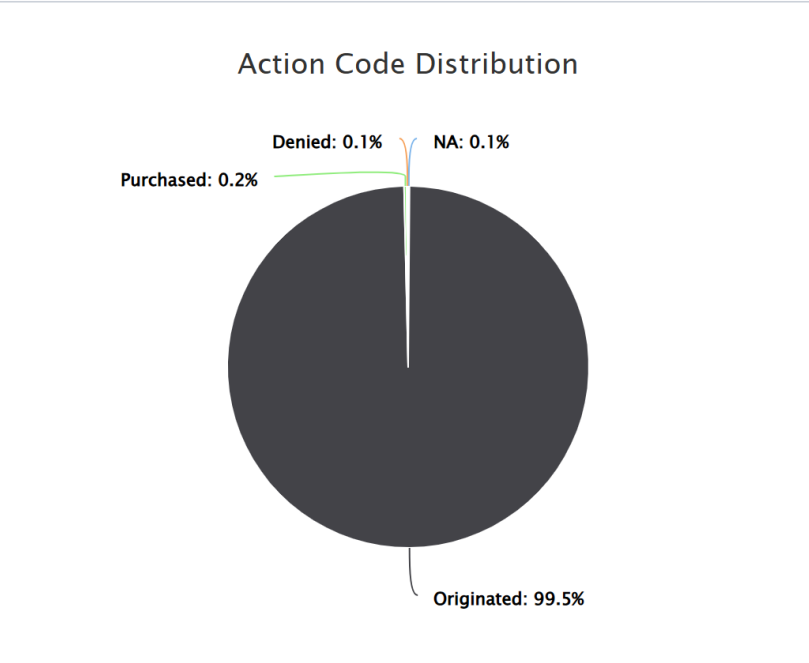
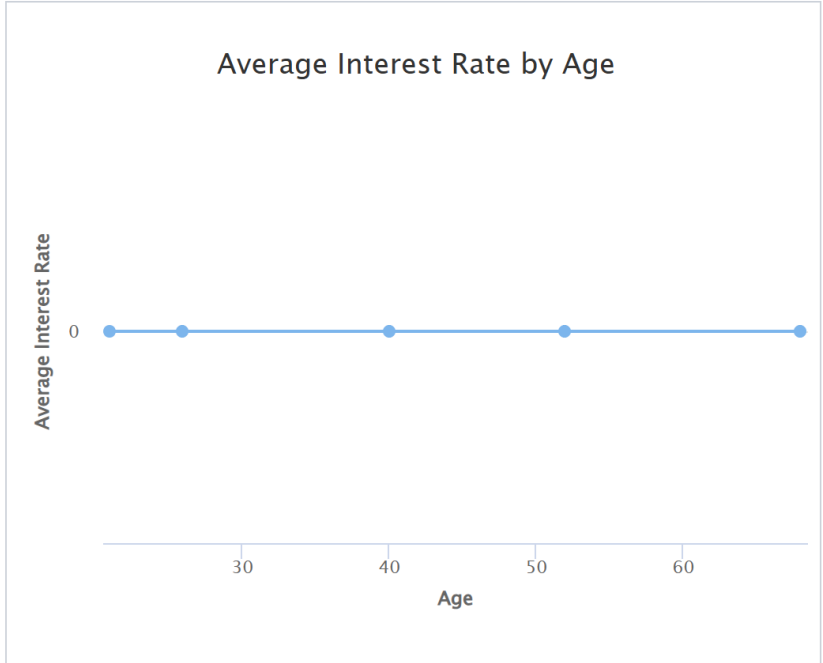
Copy



- Institutions
- File Manager
- System Settings
- Field Group Manager
- User Defined Fields
- Organization
- Products
- Lookup Manager
- Fair Lending
- Tract Groups/AA's
- Peer Groups

MSA Activity Details

MSA Code	NSA Name	Originations	Denials	Median Age of Population	% of Minority Population	Me
10180	Abilene, TX MSA	1	0	34	0.34%	
12420	Austin-Round Rock-San Marcos, TX MSA	127	0	34	0.46%	
19124	Dallas-Plano-Irving, TX MD	9	1	34	0.54%	
21340	El Paso, TX MSA	2	0	33	0.87%	
26420	Houston-Pasadena-The Woodlands, TX MSA	1	0	33	0.62%	
28140	Kansas City, MO-KS MSA	1	0	36	0.27%	
28660	Killeen-Temple, TX MSA	1	0	32	0.48%	
31084	Los Angeles-Long Beach-Glendale, CA MD	1	0	36	0.73%	
33260	Midland, TX MSA	1	0	31	0.50%	
35380	New Orleans-Metairie, LA MSA	1	0	37	0.47%	
35614	New York-Jersey City-White Plains, NY-NJ MD	2	0	37	0.62%	
41700	San Antonio-New Braunfels, TX MSA	651	0	34	0.65%	
43000	San Antonio-New Braunfels, TX MSA	2	0	36	0.55%	



Marquis ONE - 001

Primary Bank

Name *

Marquis ONE - 001

☐

Require HMDA Denial Reasons

☐

Restrict User File Visibility

LEI *

5493000FN178SW540N88

Tax ID

12-1234567

SB2155 Partial Exemptions

Closed-End-Mortgages

☐ No Exemption

☒ Full Year

☐ 5/24/2018 - 12/31/2018

Open-End Lines of Credit

☐ No Exemption

☒ Full Year

☐ 5/24/2018 - 12/31/2018

Respondent Institution

Name

MARQUIS ONE

Address

5208 TENNYSON PARKWAY #120

City

PLANO

State

TX

▾

ZIP

75024

Parent Institution

Name

MARQUIS ONE

Address

5208 TENNYSON PARKWAY #120

City

PLANO

State

TX

▾

ZIP

75024

CRA

Resp ID

0000000008

HMDA

Resp ID

0000011903



Closed-End-Mortgages ☐ No Exemption ☒ Full Year ☐ 5/24/2018 - 12/31/2018

Open-End Lines of Credit ☐ No Exemption ☒ Full Year ☐ 5/24/2018 - 12/31/2018

Respondent Institution

Name	<input type="text" value="MARQUIS ONE"/>	
Address	<input type="text" value="5208 TENNYSON PARKWAY #120"/>	
City	<input type="text" value="PLANO"/>	
State	<input type="text" value="TX"/>	
ZIP	<input type="text" value="75024"/>	<input type="text"/>

Parent Institution

Name	<input type="text" value="MARQUIS ONE"/>	
Address	<input type="text" value="5208 TENNYSON PARKWAY #120"/>	
City	<input type="text" value="PLANO"/>	
State	<input type="text" value="TX"/>	
ZIP	<input type="text" value="75024"/>	<input type="text"/>

CRA


Resp ID	<input type="text" value="0000000008"/>
Agency Code	<input type="text" value="OCC"/>
Contact	<input type="text" value="MARY SMITH"/>
Phone	<input type="text" value="(469) 467-9779"/>
Fax	<input type="text" value="(469) 241-0097"/>
Email	<input type="text" value="learningteam@GOMARQUIS.COM"/>

HMDA

Resp ID	<input type="text" value="0000011903"/>
Agency Code *	<input type="text" value="FRS"/>
Contact	<input type="text" value="MAURICE SMITH"/>
Phone	<input type="text" value="(469) 467-9779"/>
Fax	<input type="text" value="(469) 243-0909"/>
Email	<input type="text" value="learningteam@GOMARQUIS.COM"/>




Create/Confirm Assessment Areas



Institutional Dashboard

Add New

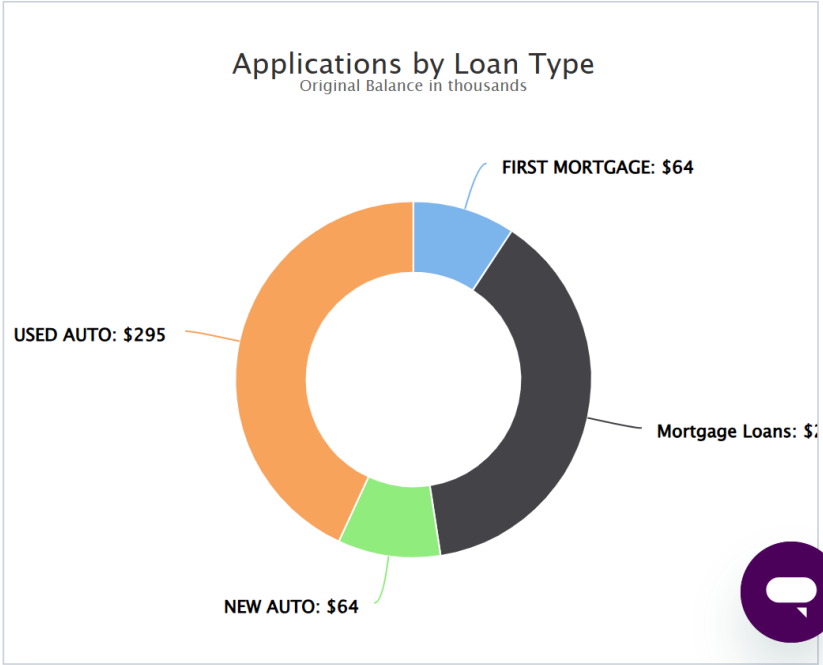
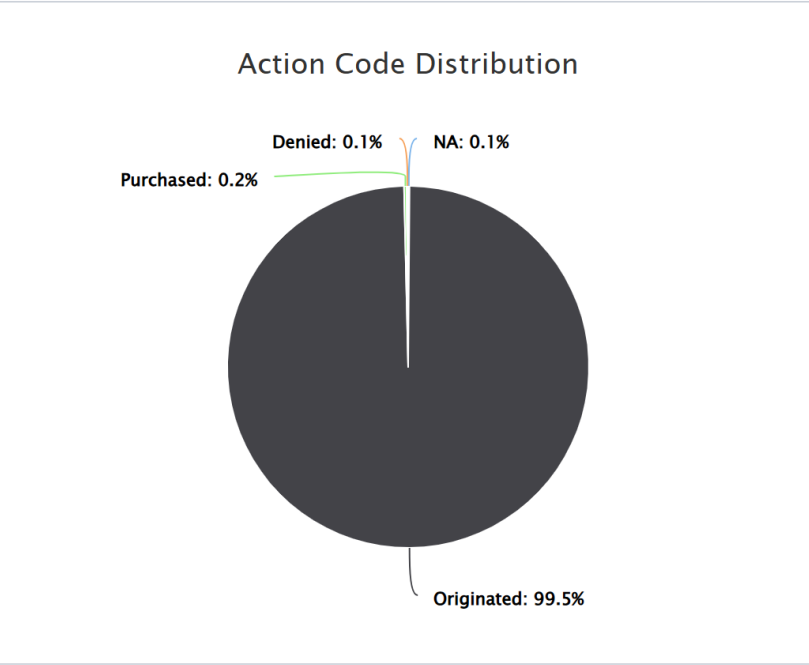
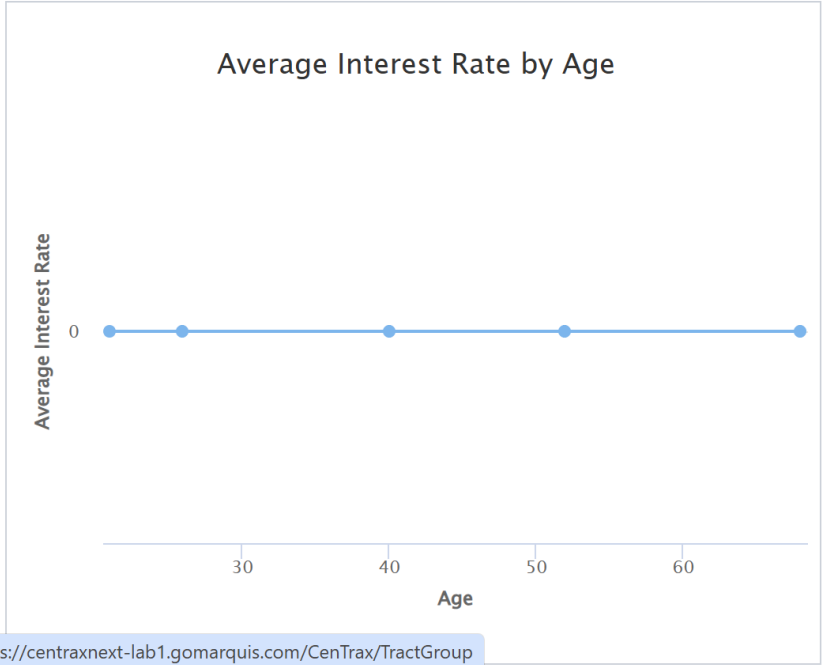
Copy



- Institutions
- File Manager
- System Settings
- Field Group Manager
- User Defined Fields
- Organization
- Products
- Lookup Manager
- Fair Lending
- Tract Groups/AA's
- Peer Groups

MSA Activity Details

MSA Code	NSA Name	Originations	Denials	Median Age of Population	% of Minority Population	Me
10180	Abilene, TX MSA	1	0	34	0.34%	
12420	Austin-Round Rock-San Marcos, TX MSA	127	0	34	0.46%	
19124	Dallas-Plano-Irving, TX MD	9	1	34	0.54%	
21340	El Paso, TX MSA	2	0	33	0.87%	
26420	Houston-Pasadena-The Woodlands, TX MSA	1	0	33	0.62%	
28140	Kansas City, MO-KS MSA	1	0	36	0.27%	
28660	Killeen-Temple, TX MSA	1	0	32	0.48%	
31084	Los Angeles-Long Beach-Glendale, CA MD	1	0	36	0.73%	
33260	Midland, TX MSA	1	0	31	0.50%	
35380	New Orleans-Metairie, LA MSA	1	0	37	0.47%	
35614	New York-Jersey City-White Plains, NY-NJ MD	2	0	37	0.62%	
41700	San Antonio-New Braunfels, TX MSA	651	0	34	0.65%	
43000	San Antonio-New Braunfels, TX MSA	2	0	36	0.55%	



search

DeleteImportAdd New ▶

Group Name	Area ID	Activity Year	Census Year	Last Used
2023 All San Antonio	0006	2023	2023	4/7/2024
2024 All San Antonio	0009	2024	2024	11/27/2024
2024 Central IN	0010	2024	2024	11/27/2024
2024 Dallas Plano Irving	0007	2024	2024	11/26/2024
2024 Philadelphia PA	0008	2024	2024	11/27/2024
2025 Dallas Plano Irving	0011	2025	2025	10/27/2025



search

Delete

Import

Add New ▶

Group Name	Area ID	Activity Year	Census Year	Last Used
2023 All San Antonio	0006	2023	2023	4/7/2024
2024 All San Antonio	0009	2024	2024	11/27/2024
2024 Central IN	0010	2024	2024	11/27/2024
2024 Dallas Plano Irving	0007	2024	2024	11/26/2024
2024 Philadelphia PA	0008	2024	2024	11/27/2024
2025 Dallas Plano Irving	0011	2025	2025	10/27/2025



Tract Group Details

Name

2025 Dallas Plano Irving

Activity Year

2025 ▾

Last Used

10/27/2025

Tract Count

1171

☒ Reportable CRA Assessment Area

Area ID

0011

Find Available Tracts

State

--

MSAs

--

County

--

Existing Areas

▾

Income

☒ Low

☒ Moderate

☒ Middle

☒ Upper

☒ Unclassified

Minority

☒ < 10%

☒ 10% to < 20%

☒ 80% to 100%

☒ 20 to < 50%

☒ 50% to < 80%

Population

▾

▾

Number

☐ Distressed / Underserved Tracts

☐ Rural / Underserved Tracts

Find Tracts

Tract Selection

Available Tracts

State	County	Tract	MSA	Income	Minority
-------	--------	-------	-----	--------	----------

Selected Tracts

State	County	Tract	MSA	Income	Minority
<input type="checkbox"/> 48	085	0303.07	19124	Upper	20% to < 50%
<input type="checkbox"/> 48	085	0304.03	19124	Upper	20% to < 50%
<input type="checkbox"/> 48	085	0304.04	19124	Upper	20% to < 50%
<input type="checkbox"/> 48	085	0304.05	19124	Middle	50% to < 80%
<input type="checkbox"/> 48	085	0304.06	19124	Middle	50% to < 80%
<input type="checkbox"/> 48	085	0304.07	19124	Upper	20% to < 50%
<input type="checkbox"/> 48	085	0304.09	19124	Moderate	50% to < 80%
<input type="checkbox"/> 48	085	0304.10	19124	Middle	50% to < 80%
<input type="checkbox"/> 48	085	0305.04	19124	Upper	20% to < 50%
<input type="checkbox"/> 48	085	0305.05	19124	Middle	50% to < 80%
<input type="checkbox"/> 48	085	0305.06	19124	Upper	50% to < 80%
<input type="checkbox"/> 48	085	0305.07	19124	Upper	20% to < 50%
<input type="checkbox"/> 48	085	0305.09	19124	Upper	20% to < 50%
<input type="checkbox"/> 48	085	0305.10	19124	Upper	50% to < 80%
<input type="checkbox"/> 48	085	0305.11	19124	Upper	50% to < 80%
<input type="checkbox"/> 48	085	0305.12	19124	Upper	20% to < 50%
<input type="checkbox"/> 48	085	0305.15	19124	Upper	20% to < 50%
<input type="checkbox"/> 48	085	0305.16	19124	Upper	50% to < 80%
<input type="checkbox"/> 48	085	0305.17	19124	Upper	20% to < 50%

<

<

1

>

>

<<

<

1

2

3

4

5

>

>>



Tract Group Details

Name

2025 Dallas Plano Irving

Activity Year

2025 ▾

Last Used

10/27/2025

Tract Count

1171

☒ Reportable CRA Assessment Area

Area ID

0011

Find Available Tracts

State

--

MSAs

--

County

--

Existing Areas

▾

Income

☒ Low☒ Moderate☒ Middle☒ Upper☒ Unclassified

Minority

☒ < 10%☒ 10% to < 20%☒ 20 to < 50%☒ 50% to < 80%☒ 80% to 100%

Population

▾

▾

Number

☐ Distressed / Underserved Tracts

☐ Rural / Underserved Tracts

Find Tracts

Tract Selection

Available Tracts

State	County	Tract	MSA	Income	Minority

Selected Tracts

State	County	Tract	MSA	Income	Minority
<input type="checkbox"/> 48	085	0303.07	19124	Upper	20% to < 50%
<input type="checkbox"/> 48	085	0304.03	19124	Upper	20% to < 50%
<input type="checkbox"/> 48	085	0304.04	19124	Upper	20% to < 50%
<input type="checkbox"/> 48	085	0304.05	19124	Middle	50% to < 80%
<input type="checkbox"/> 48	085	0304.06	19124	Middle	50% to < 80%
<input type="checkbox"/> 48	085	0304.07	19124	Upper	20% to < 50%
<input type="checkbox"/> 48	085	0304.09	19124	Moderate	50% to < 80%
<input type="checkbox"/> 48	085	0304.10	19124	Middle	50% to < 80%
<input type="checkbox"/> 48	085	0305.04	19124	Upper	20% to < 50%
<input type="checkbox"/> 48	085	0305.05	19124	Middle	50% to < 80%
<input type="checkbox"/> 48	085	0305.06	19124	Upper	50% to < 80%
<input type="checkbox"/> 48	085	0305.07	19124	Upper	20% to < 50%
<input type="checkbox"/> 48	085	0305.09	19124	Upper	20% to < 50%
<input type="checkbox"/> 48	085	0305.10	19124	Upper	50% to < 80%
<input type="checkbox"/> 48	085	0305.11	19124	Upper	50% to < 80%
<input type="checkbox"/> 48	085	0305.12	19124	Upper	20% to < 50%
<input type="checkbox"/> 48	085	0305.15	19124	Upper	20% to < 50%
<input type="checkbox"/> 48	085	0305.16	19124	Upper	50% to < 80%
<input type="checkbox"/> 48	085	0305.17	19124	Upper	20% to < 50%



Tract Group Details

Name

2025 Dallas Plano Irving

Activity Year

2025 ▾

Last Used

10/27/2025

Tract Count

1171

☒ Reportable CRA Assessment Area

Area ID

0011

Find Available Tracts

State

--

MSAs

--

County

--

Existing Areas

▾

Income

☒ Low☒ Moderate☒ Middle☒ Upper☒ Unclassified

Minority

☒ < 10%☒ 10% to < 20%☒ 20 to < 50%☒ 50% to < 80%☒ 80% to 100%

Population

▾

▾

Number

☐ Distressed / Underserved Tracts

☐ Rural / Underserved Tracts

Find Tracts

Tract Selection

Available Tracts

State	County	Tract	MSA	Income	Minority

Selected Tracts

State	County	Tract	MSA	Income	Minority
<input type="checkbox"/> 48	085	0303.07	19124	Upper	20% to < 50%
<input type="checkbox"/> 48	085	0304.03	19124	Upper	20% to < 50%
<input type="checkbox"/> 48	085	0304.04	19124	Upper	20% to < 50%
<input type="checkbox"/> 48	085	0304.05	19124	Middle	50% to < 80%
<input type="checkbox"/> 48	085	0304.06	19124	Middle	50% to < 80%
<input type="checkbox"/> 48	085	0304.07	19124	Upper	20% to < 50%
<input type="checkbox"/> 48	085	0304.09	19124	Moderate	50% to < 80%
<input type="checkbox"/> 48	085	0304.10	19124	Middle	50% to < 80%
<input type="checkbox"/> 48	085	0305.04	19124	Upper	20% to < 50%
<input type="checkbox"/> 48	085	0305.05	19124	Middle	50% to < 80%
<input type="checkbox"/> 48	085	0305.06	19124	Upper	50% to < 80%
<input type="checkbox"/> 48	085	0305.07	19124	Upper	20% to < 50%
<input type="checkbox"/> 48	085	0305.09	19124	Upper	20% to < 50%
<input type="checkbox"/> 48	085	0305.10	19124	Upper	50% to < 80%
<input type="checkbox"/> 48	085	0305.11	19124	Upper	50% to < 80%
<input type="checkbox"/> 48	085	0305.12	19124	Upper	20% to < 50%
<input type="checkbox"/> 48	085	0305.15	19124	Upper	20% to < 50%
<input type="checkbox"/> 48	085	0305.16	19124	Upper	50% to < 80%
<input type="checkbox"/> 48	085	0305.17	19124	Upper	20% to < 50%



Tract Group Details

Name

2025 Dallas Plano Irving

Activity Year

2025 ▾

Last Used

10/27/2025

Tract Count

1171

☒ Reportable CRA Assessment Area

Area ID

0011

Find Available Tracts

State

--

MSAs

--

County

--

Existing Areas

▾

Income

☒ Low☒ Moderate☒ Middle☒ Upper☒ Unclassified

Minority

☒ < 10%☒ 10% to < 20%☒ 20 to < 50%☒ 50% to < 80%☒ 80% to 100%

Population

▾

▾

Number

☐ Distressed / Underserved Tracts

☐ Rural / Underserved Tracts

Tract Selection

Available Tracts

State	County	Tract	MSA	Income	Minority

<<<1>>>

Selected Tracts

State	County	Tract	MSA	Income	Minority
<input type="checkbox"/> 48	085	0303.07	19124	Upper	20% to < 50%
<input type="checkbox"/> 48	085	0304.03	19124	Upper	20% to < 50%
<input type="checkbox"/> 48	085	0304.04	19124	Upper	20% to < 50%
<input type="checkbox"/> 48	085	0304.05	19124	Middle	50% to < 80%
<input type="checkbox"/> 48	085	0304.06	19124	Middle	50% to < 80%
<input type="checkbox"/> 48	085	0304.07	19124	Upper	20% to < 50%
<input type="checkbox"/> 48	085	0304.09	19124	Moderate	50% to < 80%
<input type="checkbox"/> 48	085	0304.10	19124	Middle	50% to < 80%
<input type="checkbox"/> 48	085	0305.04	19124	Upper	20% to < 50%
<input type="checkbox"/> 48	085	0305.05	19124	Middle	50% to < 80%
<input type="checkbox"/> 48	085	0305.06	19124	Upper	50% to < 80%
<input type="checkbox"/> 48	085	0305.07	19124	Upper	20% to < 50%
<input type="checkbox"/> 48	085	0305.09	19124	Upper	20% to < 50%
<input type="checkbox"/> 48	085	0305.10	19124	Upper	50% to < 80%
<input type="checkbox"/> 48	085	0305.11	19124	Upper	50% to < 80%
<input type="checkbox"/> 48	085	0305.12	19124	Upper	20% to < 50%
<input type="checkbox"/> 48	085	0305.15	19124	Upper	20% to < 50%
<input type="checkbox"/> 48	085	0305.16	19124	Upper	50% to < 80%
<input type="checkbox"/> 48	085	0305.17	19124	Upper	20% to < 50%

<<<12345>>>

Find Tracts

Cancel Save



Tract Group Details

Name

2025 Dallas Plano Irving

Activity Year

2025 ▾

Last Used

10/27/2025

Tract Count

1171

☒ Reportable CRA Assessment Area

Area ID

0011

Find Available Tracts

State

--

MSAs

--

County

--

Existing Areas

▾

Income

☒ Low☒ Moderate☒ Middle☒ Upper☒ Unclassified

Minority

☒ < 10%☒ 10% to < 20%☒ 20 to < 50%☒ 50% to < 80%☒ 80% to 100%

Population

▾

▾

Number

☐ Distressed / Underserved Tracts

☐ Rural / Underserved Tracts

Tract Selection

Available Tracts

State	County	Tract	MSA	Income	Minority

Selected Tracts

State	County	Tract	MSA	Income	Minority
<input type="checkbox"/> 48	085	0303.07	19124	Upper	20% to < 50%
<input type="checkbox"/> 48	085	0304.03	19124	Upper	20% to < 50%
<input type="checkbox"/> 48	085	0304.04	19124	Upper	20% to < 50%
<input type="checkbox"/> 48	085	0304.05	19124	Middle	50% to < 80%
<input type="checkbox"/> 48	085	0304.06	19124	Middle	50% to < 80%
<input type="checkbox"/> 48	085	0304.07	19124	Upper	20% to < 50%
<input type="checkbox"/> 48	085	0304.09	19124	Moderate	50% to < 80%
<input type="checkbox"/> 48	085	0304.10	19124	Middle	50% to < 80%
<input type="checkbox"/> 48	085	0305.04	19124	Upper	20% to < 50%
<input type="checkbox"/> 48	085	0305.05	19124	Middle	50% to < 80%
<input type="checkbox"/> 48	085	0305.06	19124	Upper	50% to < 80%
<input type="checkbox"/> 48	085	0305.07	19124	Upper	20% to < 50%
<input type="checkbox"/> 48	085	0305.09	19124	Upper	20% to < 50%
<input type="checkbox"/> 48	085	0305.10	19124	Upper	50% to < 80%
<input type="checkbox"/> 48	085	0305.11	19124	Upper	50% to < 80%
<input type="checkbox"/> 48	085	0305.12	19124	Upper	20% to < 50%
<input type="checkbox"/> 48	085	0305.15	19124	Upper	20% to < 50%
<input type="checkbox"/> 48	085	0305.16	19124	Upper	50% to < 80%
<input type="checkbox"/> 48	085	0305.17	19124	Upper	20% to < 50%

>

<

>

<<

Find Tracts

Cancel Save



Tract Group Details

Name

2025 Dallas Plano Irving

Activity Year

2025 ▾

Last Used

10/27/2025

Tract Count

10

☒ Reportable CRA Assessment Area

Area ID

0011

Find Available Tracts

State

--

MSAs

--

County

--

Existing Areas

▾

Income

☒ Low

☒ Moderate

☒ Middle

☒ Upper

☒ Unclassified

Minority

☒ < 10%

☒ 10% to < 20%

☒ 80% to 100%

☒ 20 to < 50%

☒ 50% to < 80%

Population

▾

▾

Number

☐ Distressed / Underserved Tracts

☐ Rural / Underserved Tracts

Tract Selection

Available Tracts

State	County	Tract	MSA	Income	Minority	
<input type="checkbox"/>	48	085	0303.03	19124	Upper	20% to < 50%
<input type="checkbox"/>	48	085	0303.04	19124	Upper	20% to < 50%
<input type="checkbox"/>	48	085	0303.06	19124	Upper	20% to < 50%
<input type="checkbox"/>	48	085	0303.07	19124	Upper	20% to < 50%
<input type="checkbox"/>	48	085	0304.03	19124	Upper	20% to < 50%
<input type="checkbox"/>	48	085	0304.04	19124	Upper	20% to < 50%
<input type="checkbox"/>	48	085	0304.05	19124	Middle	50% to < 80%
<input type="checkbox"/>	48	085	0304.06	19124	Middle	50% to < 80%
<input type="checkbox"/>	48	085	0304.07	19124	Upper	20% to < 50%
<input type="checkbox"/>	48	085	0304.09	19124	Moderate	50% to < 80%
<input type="checkbox"/>	48	085	0304.10	19124	Middle	50% to < 80%
<input type="checkbox"/>	48	085	0305.04	19124	Upper	20% to < 50%
<input type="checkbox"/>	48	085	0305.05	19124	Middle	50% to < 80%
<input type="checkbox"/>	48	085	0305.06	19124	Upper	50% to < 80%
<input type="checkbox"/>	48	085	0305.07	19124	Upper	20% to < 50%
<input type="checkbox"/>	48	085	0305.09	19124	Upper	20% to < 50%
<input type="checkbox"/>	48	085	0305.10	19124	Upper	50% to < 80%
<input type="checkbox"/>	48	085	0305.11	19124	Upper	50% to < 80%

Selected Tracts

State	County	Tract	MSA	Income	Minority	
<input type="checkbox"/>	48	085	0301.01	19124	Middle	20% to < 50%
<input type="checkbox"/>	48	085	0301.02	19124	Moderate	20% to < 50%
<input type="checkbox"/>	48	085	0302.01	19124	Middle	20% to < 50%
<input type="checkbox"/>	48	085	0302.02	19124	Upper	20% to < 50%
<input type="checkbox"/>	48	085	0302.04	19124	Middle	20% to < 50%
<input type="checkbox"/>	48	085	0302.05	19124	Middle	20% to < 50%
<input type="checkbox"/>	48	085	0302.06	19124	Upper	20% to < 50%
<input type="checkbox"/>	48	085	0302.07	19124	Middle	20% to < 50%
<input type="checkbox"/>	48	085	0303.01	19124	Upper	20% to < 50%
<input type="checkbox"/>	48	085	0303.02	19124	Upper	20% to < 50%

>

<

>>

<<

<<

<

1

2

3

4

5

>

>>

<<

<

1

>

>>

Cancel

Save

Delete

Import

Add New ▸

Group Name	Area ID	Activity Year	Census Year	Last Used
2023 All San Antonio	0006	2023	2023	4/7/2024
2024 All San Antonio	0009	2024	2024	11/27/2024
2024 Central IN	0010	2024	2024	11/27/2024
2024 Dallas Plano Irving	0007	2024	2024	11/26/2024
2024 Philadelphia PA	0008	2024	2024	11/27/2024
2025 Dallas Plano Irving	0011	2025	2025	10/27/2025

Tract Group Details

Name

2025 Dallas Plano Irving

Activity Year

2025 ▾

Last Used

10/27/2025

Tract Count

10

☒ Reportable CRA Assessment Area

Area ID

0011

Find Available Tracts

State

--

MSAs

--

County

--

Existing Areas

Income

☒ Low

☒ Moderate

☒ Middle

Tract Selection

Available Tracts

State	County	Tract	MSA	Income	Minority
<input type="checkbox"/> 48	085	0303.03	19124	Upper	20% to < 50%
<input type="checkbox"/> 48	085	0303.04	19124	Upper	20% to < 50%
<input type="checkbox"/> 48	085	0303.06	19124	Upper	20% to < 50%
<input type="checkbox"/> 48	085	0303.07	19124	Upper	20% to < 50%
<input type="checkbox"/> 48	085	0304.03	19124	Upper	20% to < 50%
<input type="checkbox"/> 48	085	0304.04	19124	Upper	20% to < 50%
<input type="checkbox"/> 48	085	0304.05	19124	Middle	50% to < 80%
<input type="checkbox"/> 48	085	0304.06	19124	Middle	50% to < 80%
<input type="checkbox"/> 48	085	0304.07	19124	Upper	20% to < 50%
<input type="checkbox"/> 48	085	0304.09	19124	Moderate	50% to < 80%
<input type="checkbox"/> 48	085	0304.10	19124	Middle	50% to < 80%
<input type="checkbox"/> 48	085	0305.04	19124	Upper	20% to < 50%
<input type="checkbox"/> 48	085	0305.05	19124	Middle	50% to < 80%
<input type="checkbox"/> 48	085	0305.06	19124	Upper	50% to < 80%
<input type="checkbox"/> 48	085	0305.07	19124	Upper	20% to < 50%

Selected Tracts

State	County	Tract	MSA	Income	Minority
<input type="checkbox"/> 48	085	0301.01	19124	Middle	20% to < 50%
<input type="checkbox"/> 48	085	0301.02	19124	Moderate	20% to < 50%
<input type="checkbox"/> 48	085	0302.01	19124	Middle	20% to < 50%
<input type="checkbox"/> 48	085	0302.02	19124	Upper	20% to < 50%
<input type="checkbox"/> 48	085	0302.04	19124	Middle	20% to < 50%
<input type="checkbox"/> 48	085	0302.05	19124	Middle	20% to < 50%
<input type="checkbox"/> 48	085	0302.06	19124	Upper	20% to < 50%
<input type="checkbox"/> 48	085	0302.07	19124	Middle	20% to < 50%
<input type="checkbox"/> 48	085	0303.01	19124	Upper	20% to < 50%
<input type="checkbox"/> 48	085	0303.02	19124	Upper	20% to < 50%

search

Group Name
2023 All San Antonio
2024 All San Antonio
2024 Central IN
2024 Dallas Plano Irving
2024 Philadelphia PA
2025 Dallas Plano Irving

Tract Group Details

Name 2025 Dallas Plano Irving

Activity Year 2025

Last Used 10/27/2025 Tract Count 10

Reportable CRA Assessment Area

Area ID 0011

Find Available Tracts

State --

MSAs --

County --

Existing Areas

Income ☒ Low ☒ Moderate ☒ Middle

Import Tract Group/AA

Name *

Activity Year *

Reportable CRA Assessment Area

Area ID 0012

Select .csv file Choose file San Antonio MSA.csv

Header Line Count 1 Load File

Field Name	Import Column
State FIPS Code	
County	
Tract	
MSA	

Cancel

Import

Delete

Import

Add New

Activity Year	Census Year	Last Used
2023		4/7/2024
2024		11/27/2024
2024		11/27/2024
2024		11/26/2024
2024		11/27/2024
2025		10/27/2025

Selected Tracts	State	County	Tract	MSA	Income	Minority
<input type="checkbox"/>	48	085	0301.01	19124	Middle	20% to < 50%
<input type="checkbox"/>	48	085	0301.02	19124	Moderate	20% to < 50%
<input type="checkbox"/>	48	085	0302.01	19124	Middle	20% to < 50%
<input type="checkbox"/>	48	085	0302.02	19124	Upper	20% to < 50%
<input type="checkbox"/>	48	085	0302.04	19124	Middle	20% to < 50%
<input type="checkbox"/>	48	085	0302.05	19124	Middle	20% to < 50%
<input type="checkbox"/>	48	085	0302.06	19124	Upper	20% to < 50%
<input type="checkbox"/>	48	085	0302.07	19124	Middle	20% to < 50%
<input type="checkbox"/>	48	085	0303.01	19124	Upper	20% to < 50%
<input type="checkbox"/>	48	085	0303.02	19124	Upper	20% to < 50%

<input type="checkbox"/>	48	085	0304.03	19124	Upper	20% to < 50%
<input type="checkbox"/>	48	085	0304.04	19124	Upper	20% to < 50%
<input type="checkbox"/>	48	085	0304.05	19124	Middle	50% to < 80%
<input type="checkbox"/>	48	085	0304.06	19124	Middle	50% to < 80%
<input type="checkbox"/>	48	085	0304.07	19124	Upper	20% to < 50%
<input type="checkbox"/>	48	085	0304.09	19124	Moderate	50% to < 80%
<input type="checkbox"/>	48	085	0304.10	19124	Middle	50% to < 80%
<input type="checkbox"/>	48	085	0305.04	19124	Upper	20% to < 50%
<input type="checkbox"/>	48	085	0305.05	19124	Middle	50% to < 80%
<input type="checkbox"/>	48	085	0305.06	19124	Upper	50% to < 80%
<input type="checkbox"/>	48	085	0305.07	19124	Upper	20% to < 50%

>


<

>>

<<



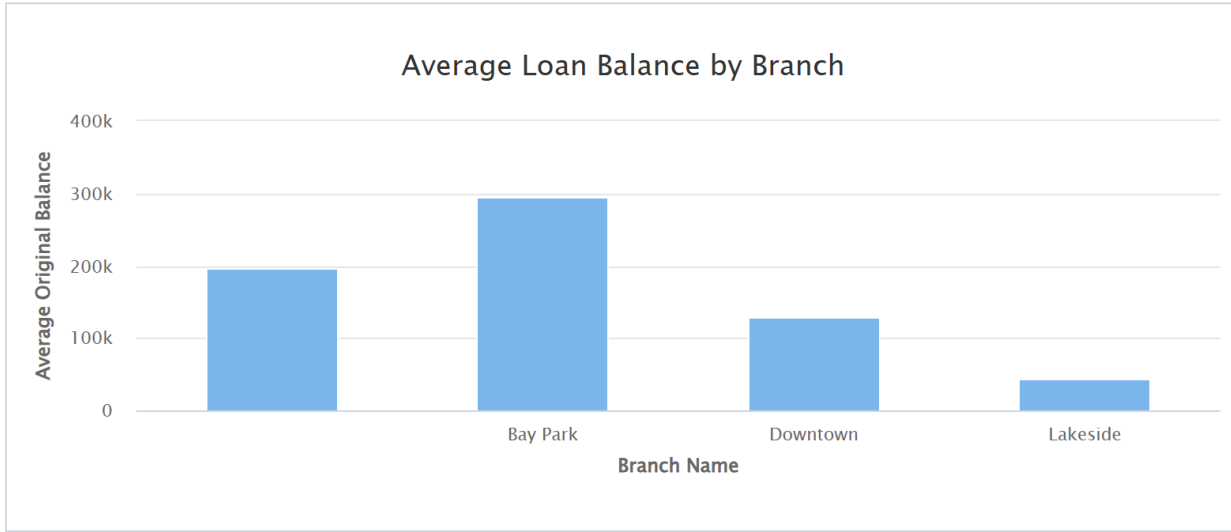
Add/Update Community Development Records



Institutional Dashboard

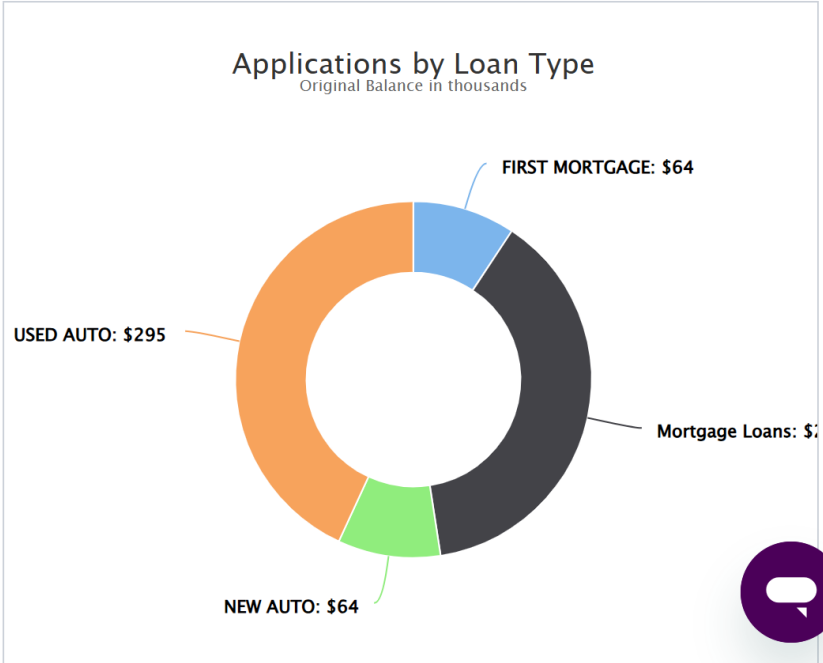
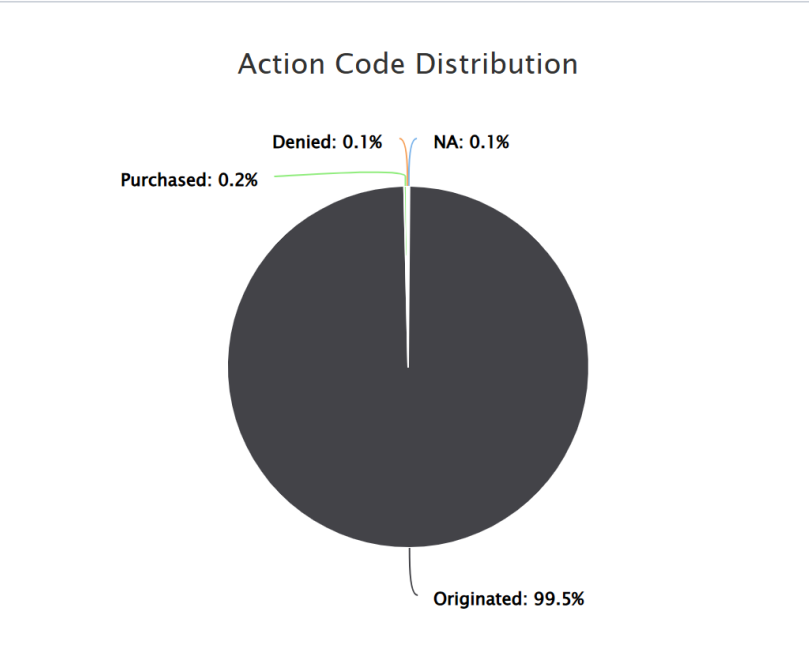
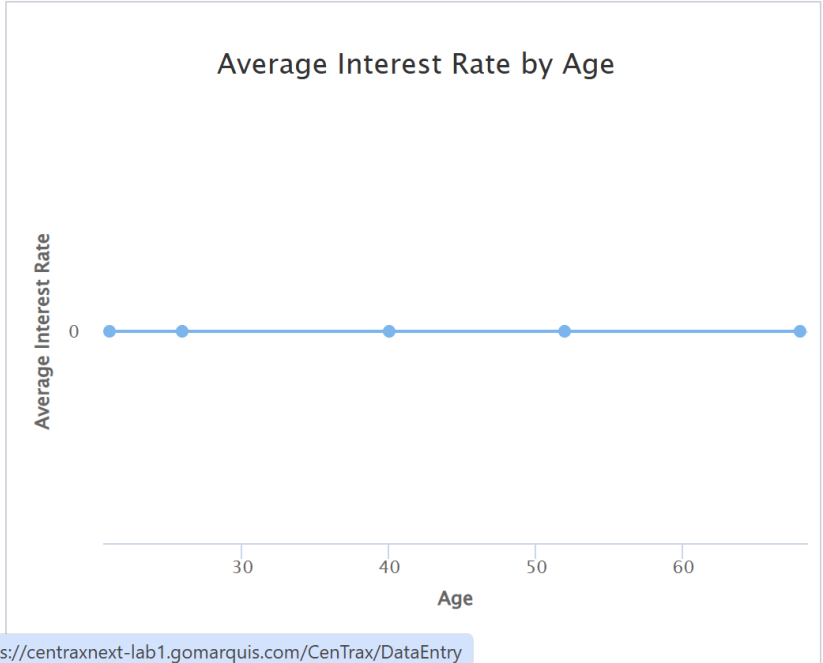
Add New

Copy



MSA Activity Details

MSA Code	NSA Name	Originations	Denials	Median Age of Population	% of Minority Population	Me
10180	Abilene, TX MSA	1	0	34	0.34%	
12420	Austin-Round Rock-San Marcos, TX MSA	127	0	34	0.46%	
19124	Dallas-Plano-Irving, TX MD	9	1	34	0.54%	
21340	El Paso, TX MSA	2	0	33	0.87%	
26420	Houston-Pasadena-The Woodlands, TX MSA	1	0	33	0.62%	
28140	Kansas City, MO-KS MSA	1	0	36	0.27%	
28660	Killeen-Temple, TX MSA	1	0	32	0.48%	
31084	Los Angeles-Long Beach-Glendale, CA MD	1	0	36	0.73%	
33260	Midland, TX MSA	1	0	31	0.50%	
35380	New Orleans-Metairie, LA MSA	1	0	37	0.47%	
35614	New York-Jersey City-White Plains, NY-NJ MD	2	0	37	0.62%	
41700	San Antonio-New Braunfels, TX MSA	651	0	34	0.65%	
43000	San Antonio-New Braunfels, TX MSA	2	0	36	0.55%	



0.0000

Current Balance

\$0.00

Alternate Balance

\$0.00

CRA Loan Information

CRA Qualified

1 - Yes

Action

3 - Application Denied

CRA Type

Action Date

11/21/2023

Gross Revenue Code

2 - Revenues greater than \$1 million

Original Balance

\$194,787.00

Community Development

1 - Yes

Annual Income

☐ NA
\$0.00

Community Development Purpose

1 - Affordable Housing

Gross Revenue Amount

\$1,066,720.00

Consortium

0 - No

Female Owned

Affiliate Code

1 - Originated or Purchased by Bank

Minority Owned



Application Details Applicants HMDA 1071 AUS Fair Lending **CRA** UDF

Add New

0.0000

Current Balance

\$0.00

Alternate Balance

\$0.00

CRA Loan Information

CRA Qualified

1 - Yes

Action

3 - Application Denied

CRA Type

Action Date

11/21/2023

Gross Revenue Code

2 - Revenues greater than \$1 million

Original Balance

\$194,787.00

Community Development

1 - Yes

Annual Income

☐ NA
\$0.00

Community Development Purpose

1 - Affordable Housing

Gross Revenue Amount

\$1,066,720.00

1 - Affordable Housing

2 - Community Services

3 - Promote Economic Development

4 - Revitalize/Stabilize Low/Mod Geography

5 - Neighborhood Stabilization

Female Owned

Minority Owned



0.0000

Current Balance

\$0.00

Alternate Balance

\$0.00

CRA Loan Information

CRA Qualified

1 - Yes

Action

3 - Application Denied

CRA Type

Action Date

11/21/2023

Gross Revenue Code

Original Balance

\$194,787.00

1 - Revenues less than or equal to \$1 million

2 - Revenues greater than \$1 million

3 - Revenues Not Known

4 - N/A Consumer Loan

1 - Affordable Housing

Annual Income

☐ NA

\$0.00

Gross Revenue Amount

\$1,066,720.00

Consortium

0 - No

Female Owned

Affiliate Code

1 - Originated or Purchased by Bank

Minority Owned



0.0000

Current Balance

Alternate Balance

\$0.00

\$0.00

CRA Loan Information

CRA Qualified

1 - Yes

Action

3 - Application Denied

CRA Type

01 - Small Business

Action Date

03/03/2025

Gross Revenue Code

2 - Revenues greater than \$1 million

Original Balance

\$494,787.00

Community Development

0 - No

Annual Income

☐ NA

\$0.00

Community Development Purpose

Gross Revenue Amount

\$1,166,720.00

Consortium

0 - No

Female Owned


Affiliate Code

1 - Originated or Purchased by Bank

Minority Owned



Optional: Collect 1071 Data



1071 Loan Information

0000000029

1071 Qualified ?

☐ Yes ☐ No ☒ Unknown

Application Method

▾

Amount Applied For

Amount Applied For

Amount Approved/Originated 🔗

\$78,463.73

Action Date 🔗

01/01/2025

Denial Reason 2

▾

Denial Reason 4

▾

Other Denial

Application Date 🔗

03/03/2025

Application Received

▾

Amount Applied For Flag

▾

Action Taken 🔗

1 - Loan Originated

▾

Denial Reason 1

▾


Denial Reason 3

▾



Step 2

Run the CRA Exceptions Report



Institutional Dash

Research

Reporting

Manual Geocode

1071

CRA

Demographic

Demographic Review

Distribution

Fair Lending

FDIC Reporting

HMDA

Integrity

Setup Maintenance

Reports

Create Report

Borrower and Demographic Analysis

Consumer Loans

CRA Exceptions

CRA Loan Register

CRA Peer Reports

Exam Tables

Inside/Outside Lending Summary

Outside Assessment Area

Small Business and Small Farm Performance

Tract Activity Profile

Average Original Balance

400k

300k

200k

100k

0

Downtown

Lakeside

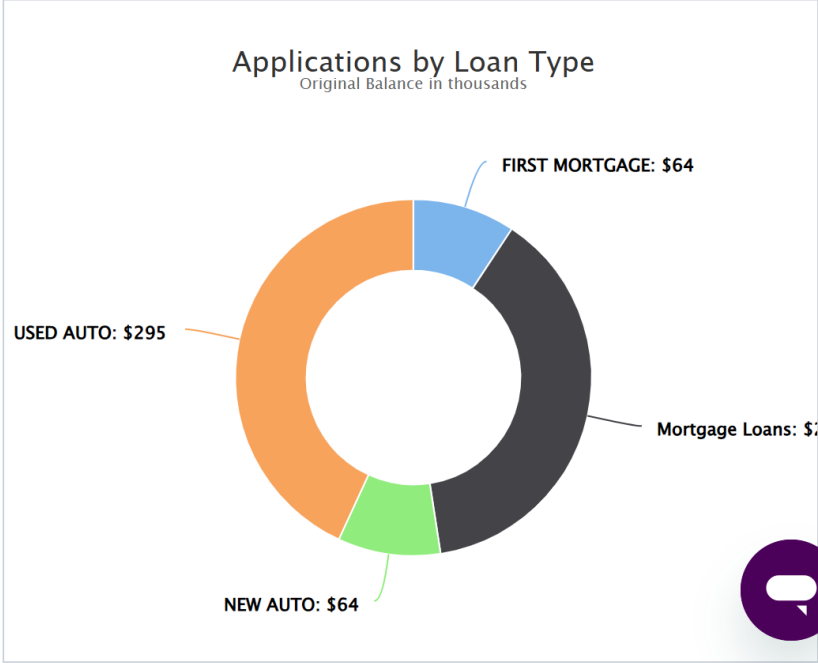
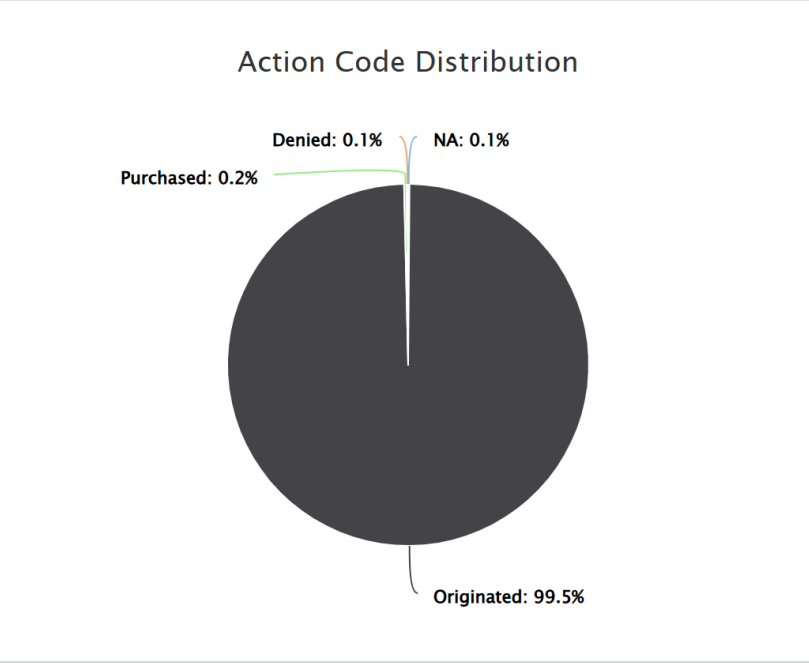
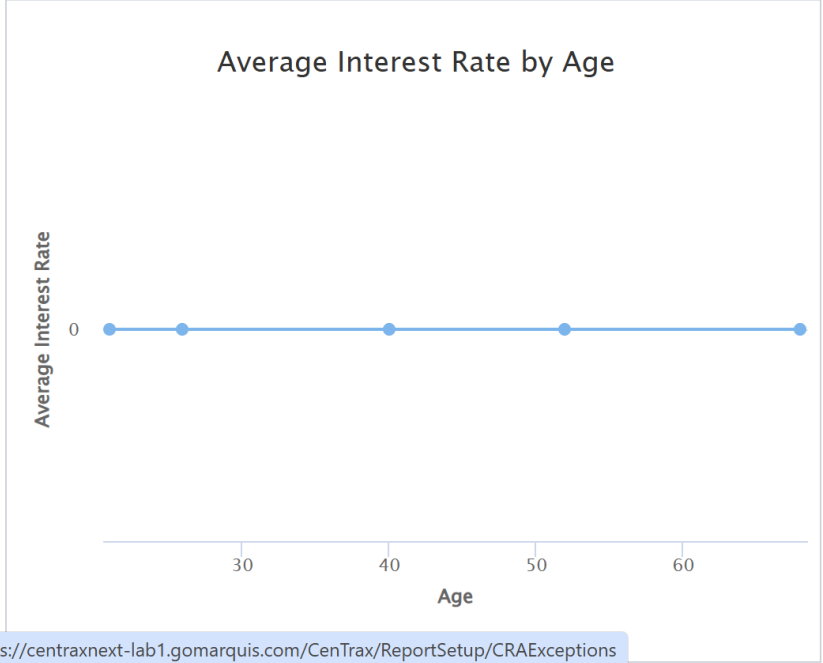
Branch Name

Add New

Copy

MSA Activity Details

MSA Code	NSA Name	Originations	Denials	Median Age of Population	% of Minority Population	Me
10180	Abilene, TX MSA	1	0	34	0.34%	
12420	Austin-Round Rock-San Marcos, TX MSA	127	0	34	0.46%	
19124	Dallas-Plano-Irving, TX MD	9	1	34	0.54%	
21340	El Paso, TX MSA	2	0	33	0.87%	
26420	Houston-Pasadena-The Woodlands, TX MSA	1	0	33	0.62%	
28140	Kansas City, MO-KS MSA	1	0	36	0.27%	
28660	Killeen-Temple, TX MSA	1	0	32	0.48%	
31084	Los Angeles-Long Beach-Glendale, CA MD	1	0	36	0.73%	
33260	Midland, TX MSA	1	0	31	0.50%	
35380	New Orleans-Metairie, LA MSA	1	0	37	0.47%	
35614	New York-Jersey City-White Plains, NY-NJ MD	2	0	37	0.62%	
41700	San Antonio-New Braunfels, TX MSA	651	0	34	0.65%	
43000	San Antonio-New Braunfels, TX MSA	0	0	36	0.55%	



FILTER

CRA Exceptions Report Setup

- ☐ Summary Only
- ☐ Summary Format

Tag All

Clear All

Validity

Quality

CenTrax

Exclude Exceptions (0)

- ☐ C001: CRA-Qualified but loan/dep not = L
- ☐ C005: Community development but CRA type is in the range 01-09
- ☐ C006: Community development loan amount < \$500
- ☐ C007: Community development action code not 1 or 6
- ☐ C008: Community development action date year <> activity year
- ☐ C009: Community development affiliate lending flag not 1 or 2
- ☐ C010: Loan geocoded in US territory. Verify before reporting.
- ☐ CGEO: Unable to run CenTrax geocode edits; missing validation data.
- ☐ Q300: Average amount originated not \$251,000-\$1 million
- ☐ Q305: Average amount originated not \$251,000-\$500,000
- ☐ Q400: Average amount purchased not \$251,000-\$1 million

Order by

Account #

Group by

None

Field Selection

No Field



CRA Exceptions Report Setup

- ☐ Summary Only
- ☐ Summary Format

Tag All

Clear All

Validity

Quality

CenTrax

Exclude Exceptions (0)

- ☐ C001: CRA-Qualified but loan/dep not = L
- ☐ C005: Community development but CRA type is in the range 01-09
- ☐ C006: Community development loan amount < \$500
- ☐ C007: Community development action code not 1 or 6
- ☐ C008: Community development action date year <> activity year
- ☐ C009: Community development affiliate lending flag not 1 or 2
- ☐ C010: Loan geocoded in US territory. Verify before reporting.
- ☐ CGEO: Unable to run CenTrax geocode edits; missing validation data.
- ☐ Q300: Average amount originated not \$251,000-\$1 million
- ☐ Q305: Average amount originated not \$251,000-\$500,000
- ☐ Q400: Average amount purchased not \$251,000-\$1 million

Order by

Account #

Group by

None

Field Selection

No Field





F
I
L
T
E
R



- ☐ C007: Community development action code not 1 or 6
- ☐ C008: Community development action date year <> activity year
- ☐ C009: Community development affiliate lending flag not 1 or 2
- ☐ C010: Loan geocoded in US territory. Verify before reporting.
- ☐ CGEO: Unable to run CenTrax geocode edits; missing validation data.
- ☐ Q300: Average amount originated not \$251,000-\$1 million
- ☐ Q305: Average amount originated not \$251,000-\$500,000
- ☐ Q400: Average amount purchased not \$251,000-\$1 million

Order by

Account #

▼

Group by

None

▼

Field Selection

No Field

Report Options

Report Heading

Report Footer

View Report



CRA Exceptions

Institution: Marquis ONE - 003
File Name: CRA Filing DEMO
Filter: No filter applied
Summary Only: No
Summary Format: Yes
Excluded Exceptions: None
Field Selection
Order By: Account #
Group By: None


Account Number	Name	CRA Type	Officer	Branch	Exception
0000000020		01	-	-	V935: Missing or invalid state code C010: Loan geocoded in US territory. Verify before reporting.
0000000021		01	-	-	V935: Missing or invalid state code C010: Loan geocoded in US territory. Verify before reporting.

Composite Geography	Name	Exception
	Transmittal Sheet Edits	No errors detected
	Small Business / Small Farm Composite	V305: Missing or invalid state code - 2 record(s)
	Community Development Composite	No errors detected
	Consortium / Third-Party Composite	No errors detected
	Assessment Area	No errors detected


Exception Summary					
Exception Type	# of Exception Items	% of Exception Items	% of Qualified Records	% of Records with Exceptions	% of Records in Exception Type
C010: Loan geocoded in US territory. Verify before reporting.	2	50.00%	1.35%	100.00%	100.00%
V935: Missing or invalid state code	2	50.00%	1.35%	100.00%	100.00%
Microdata Summary Recap	Number	Percent		Number	Percent
Records in File (including filters)	149		Total Exception Items	4	
Records that are CRA Qualified	148	99.33%	Validity Exception Items	2	50.00%
Records with Exceptions	2	1.35%	Quality Exception Items	0	0.00%
			Syntactical Exception Items	0	0.00%
			CenTrax Exception Items	2	50.00%
Copyright © 2025 MARQUIS				Date: 10/27/2025 6:53:05pm By Marquis Learning & Development	

Step 3

Identify/Resolve Common Exceptions



Common Exception: Non-CRA-Qualified Records



Data Entry

FILTER

CRA Fast Filter

Geocode

Area

All ▾

☐ Exceptions

☐ Bad Combinations

Action Codes

☐ Originated

☐ Closed - Incomplete

☐ Approved - Not Accepted

☐ Purchased

☐ Denied

☐ Preapproval Denied

☐ Withdrawn

☐ Preapproval A.N.A.

CRA Loan Types

☐ Small Business

☐ Small Farm

☐ Other Small Business

☐ Credit Card

☐ Secured Consumer

☐ Unsecured Consumer

☐ Other Loan Data

Amounts/Percentages

Original Balance

Income to Loan %

Applicant Income

Gross Revenue Amou

From

To

\$0

\$0

0.00

0.00

\$0

\$0

\$0

\$0

Tract Income

☐ Low

☐ Moderate

☐ Middle

☐ Upper

☐ Unclassified

Tract Minority %

☐ < 10%

☐ 10% - < 20%

☐ 20% - < 50%

☐ 50% - < 80%

☐ 80% - 100%

Application Date Range

From

To

Action Date Range

From

To

Gross Revenue

☐ <= \$1 Million

☐ > \$1 Million

☐ Not Known

☐ Not Applicable (Consumer)

Applicant Income

☐ < 50%

☐ 50% - < 80%

☐ 80% - < 100%

☐ 100% - < 120%

☐ 120% or Greater

GL Codes

Call Code

Collateral Code

Purpose Code

-- ▾

-- ▾

-- ▾

Resource Codes

Region

Branch

Officer

Data System Id

Account Type

Product

-- ▾

-- ▾

-- ▾

-- ▾

-- ▾

-- ▾

Community Dev. Purpose

☐ Affordable Housing

☐ Community Services

☐ Promote Economic Development

☐ Revitalize Low/Mod Geography

☐ Neighborhood Stabilization Program

Loan Detail

☐ Yes

☐ No

3rd Party/Consortium

☐ Yes

☐ No

CRA Qualified

☐ Yes

☒ No

☒ Unknown

CRA Edit

☐ Yes

☐ No

Delete

Restore

Add/Remove Columns

Add New ▸

	State Province	Zip	Branch Name	Original Balance
	TX	75093	Downtown	\$63,795.00
	TX	75074	Lakeside	\$21,884.00
s	TX	75252	Lakeside	\$63,795.00
	TX	75024	Bay Park	\$294,787.00
	TX	75093	Downtown	\$194,787.00
ney	TX	75070		\$44,787.00
	TX	75023		\$24,500.53
s	TX	75232		\$24,516.50
th	TX	76211		\$23,909.72
s	TX	75229		\$24,748.83
s	TX	75229		\$594,787.00
s	TX	75220		\$494,787.00
s	TX	75232		\$513,795.00
s	TX	75241		\$513,795.00
o	TX	75034		\$4,383.00
o	TX	75035		\$36,995.00
lake	TX	76092		\$844,787.00
nd	TX	75044		\$19,787.00
				\$494,787.00
				\$244,787.00

Add to Filter

Cancel



Data Entry

Filter Name

Unsaved Filter

Save ▾

☐

CRA - Is Qualified
Equal to false

✕

☐

OR

CRA - Is Qualified
Is blank / missing

✕

Random Sample **None**

Activate

Close

Delete

Restore

Add/Remove Columns

Add New ▶

A	Tract	City	State Province	Zip	Branch Name	Original Balance
las-Plano-Irving, TX MD	0316.21	Plano	TX	75093	Downtown	\$63,795.00
las-Plano-Irving, TX MD	0313.24	Plano	TX	75074	Lakeside	\$21,884.00
las-Plano-Irving, TX MD	0317.18	Dallas	TX	75252	Lakeside	\$63,795.00
las-Plano-Irving, TX MD	0316.72	Plano	TX	75024	Bay Park	\$294,787.00
las-Plano-Irving, TX MD	0216.48	Plano	TX	75093	Downtown	\$194,787.00
las-Plano-Irving, TX MD	0305.37	Mckinney	TX	75070		\$44,787.00
las-Plano-Irving, TX MD	0316.36	Plano	TX	75023		\$24,500.53
las-Plano-Irving, TX MD	0110.03	Dallas	TX	75232		\$24,516.50
las-Plano-Irving, TX MD	0214.17	Corinth	TX	76211		\$23,909.72
las-Plano-Irving, TX MD	0076.01	Dallas	TX	75229		\$24,748.83
las-Plano-Irving, TX MD	0097.02	Dallas	TX	75229		\$594,787.00
las-Plano-Irving, TX MD	0206.00	Dallas	TX	75220		\$494,787.00
las-Plano-Irving, TX MD	0111.05	Dallas	TX	75232		\$513,795.00
las-Plano-Irving, TX MD	0113.00	Dallas	TX	75241		\$513,795.00
las-Plano-Irving, TX MD	0218.00	Frisco	TX	75034		\$4,383.00
las-Plano-Irving, TX MD	0305.18	Frisco	TX	75035		\$36,995.00
t Worth-Arlington-Grapevine, TX MD	1139.58	Southlake	TX	76092		\$844,787.00
las-Plano-Irving, TX MD	0190.31	Garland	TX	75044		\$19,787.00
						\$494,787.00
						\$244,787.00

«

<

1

2

3

4

5

>

»



Delete

Restore

Add/Remove Columns

Add New ▶

Quick Search



Account Number	Address	City	State Province	Zip	MSA	Application Date	Action Date	State Province Code	State FIPS Code
0000000001	2422 E Commerce St	San Antonio	TX	78203	San Antonio-New Braunfels, TX MSA	01/01/2025	01/01/2025	TX	48
0000000073			TX			01/01/2025	01/01/2025	TX	

Data Entry

Delete

Restore

Add/Remove Columns

Add New

Quick Search



Account Number	Address	City	State Province	Zip	MSA	Application Date	Action Date	State Province Code	State FIPS Code
0000000001	2422 E	Antonio	TX	78203	San Antonio-New Braunfels, TX MSA	01/01/2025	01/01/2025	TX	48
0000000073			TX			01/01/2025	01/01/2025	TX	

- Edit
- Print
- Delete



FILTER



0.0000

Current Balance

Alternate Balance

\$0.00

\$0.00

CRA Loan Information

CRA Qualified

Unknown

Action

1 - Loan Originated

CRA Type

01 - Small Business

Action Date

01/01/2025

Gross Revenue Code

3 - Revenues Not Known

Original Balance

\$63,795.00

Community Development

0 - No

Annual Income

☐ NA

\$0.00

Community Development Purpose

Gross Revenue Amount

\$0.00

Consortium

0 - No

Female Owned

Affiliate Code

1 - Originated or Purchased by Bank

Minority Owned



Application Details Applicants HMDA 1071 AUS Fair Lending **CRA** UDF

Add New

0.0000

Current Balance

Alternate Balance

\$0.00

\$0.00

CRA Loan Information

CRA Qualified

Unknown

Unknown

1 - Yes

0 - No

Action

1 - Loan Originated

Action Date

01/01/2025

Gross Revenue Code

3 - Revenues Not Known

Original Balance

\$63,795.00

Community Development

0 - No

Annual Income

☐ NA

\$0.00

Community Development Purpose

Gross Revenue Amount

\$0.00

Consortium

0 - No

Female Owned

Affiliate Code

1 - Originated or Purchased by Bank

Minority Owned

Previous

Next

Validate

Print

Save

Cancel





Tip

If any records are modified to change CRA Qualified to “Yes”, make sure to re-run the CRA Exceptions report.

marquis

Delete

Restore

Add/Remove Columns

Add New ▶

Quick Search



Account Number	Address	City	State Province	Zip	MSA	Application Date	Action Date	State Province Code	State FIPS Code
0000000001	2422 E Commerce St	San Antonio	TX	78203	San Antonio-New Braunfels, TX MSA	01/01/2025	01/01/2025	TX	48

Edit

Print

Delete



F
I
L
T
E
R



Quick Search



Account Number	Address	City	State Province	Zip	MSA	Application Date	Action Date	State Province Code	State FIPS Code
0000000001	2422 E Commerce St	San Antonio	TX	78203	San Antonio-New Braunfels, TX MSA	01/01/2025	01/01/2025	TX	48

Are you sure you wish to delete this record?

Yes

No



Data Entry

F
I
L
T
E
R

Delete

Restore

Add/Remove Columns

Add New ▸

Quick Search



ULI

Account Number

Name

Address

Enter Universal Loan Identifier to find...

0000000001

Enter name to find...

Enter address line to find...

Clear

Find

Account Number	Address	City	State Province	Zip	MSA	Application Date	Action Date	State Province Code	State FIPS Code
No Data Available									

The record was successfully deleted



Data Entry

F
I
L
T
E
R

- Institutions
- File Manager
- System Settings
- Field Group Manager
- User Defined Fields
- Organization ▶
- Products ▶
- Lookup Manager ▶
- Fair Lending ▶
- Tract Groups/AA's
- Peer Groups

Delete

Restore

Add/Remove Columns

Add New ▶

Quick Search



Account Number	Address	City	State Province	MSA	Application Date	Action Date	State Province Code	State FIPS Code
No Data Available								



Add New ▶

	File	Year	Record Count	Last Accessed	Legacy File Name - Description
<input type="radio"/>	CRA DEMO	2025	149	10/27/2025 5:21:54 PM	
<input checked="" type="radio"/>	CRA Filing DEMO	2025	149	10/27/2025 7:33:58 PM	
<input type="radio"/>	CRA 2024	2024	149	10/24/2025 6:05:37 PM	
<input type="radio"/>	2023 HMDA Conf.*	2023	120	10/27/2025 5:21:35 PM	
<input type="radio"/>	CRA File	2023	850	11/25/2024 9:23:33 PM	CRA18T
<input type="radio"/>	HMDA 2023	2023	155	10/27/2025 5:22:14 PM	
<input type="radio"/>	HMDA 2022	2022	159	8/14/2023 7:08:59 PM	HMDA 2018
<input type="radio"/>	Comb CRA and HMDA 2018	2018	1,003	1/2/2025 5:33:49 PM	

Add New ▸

	File	Year	Record Count	Last Accessed	Legacy File Name - Description
<input type="radio"/>	CRA DEMO	2025	149	10/27/2025 5:21:54 PM	
<input checked="" type="radio"/>	CRA Filing DEMO	2025	148	11/24/2025 8:27:40 PM	
<input type="radio"/>	CRA 2024	2024	149	10/24/2025 6:05:37 PM	
<input type="radio"/>	2023 HMDA Conf.*	2023	120	10/27/2025 5:21:35 PM	
<input type="radio"/>	CRA File	2023	850	11/25/2024 9:23:33 PM	CRA18T
<input type="radio"/>	HMDA 2023	2023	155	10/27/2025 5:22:14 PM	
<input type="radio"/>	HMDA 2022	2022	159	8/14/2023 7:08:59 PM	HMDA 2018
<input type="radio"/>	Comb CRA and HMDA 2018	2018	1,003	1/2/2025 5:33:49 PM	




Add New ▸

	File	Year	Record Count	Last Accessed	Legacy File Name - Description
<input type="radio"/>	CRA DEMO	2025	149	10/27/2025 5:21:54 PM	
<input checked="" type="radio"/>	CRA Filing DEMO	2025	148	11/24/2025 8:27:40 PM	
<input type="radio"/>	CRA 2024	2024	149	10/24/2025 6:05:37 PM	
<input type="radio"/>	2023 HMDA Conf.*	2023	120	10/27/2025 5:21:35 PM	
<input type="radio"/>	CRA File	2023	850	11/25/2024 9:23:33 PM	CRA18T
<input type="radio"/>	HMDA 2023	2023	155	10/27/2025 5:22:14 PM	
<input type="radio"/>	HMDA 2022	2022	159	8/14/2023 7:08:59 PM	HMDA 2018
<input type="radio"/>	Comb CRA and HMDA 2018	2018	1,003	1/2/2025 5:33:49 PM	




Common Exception: Deleted Records



Institutional Dashboard ▾

Add New ▸

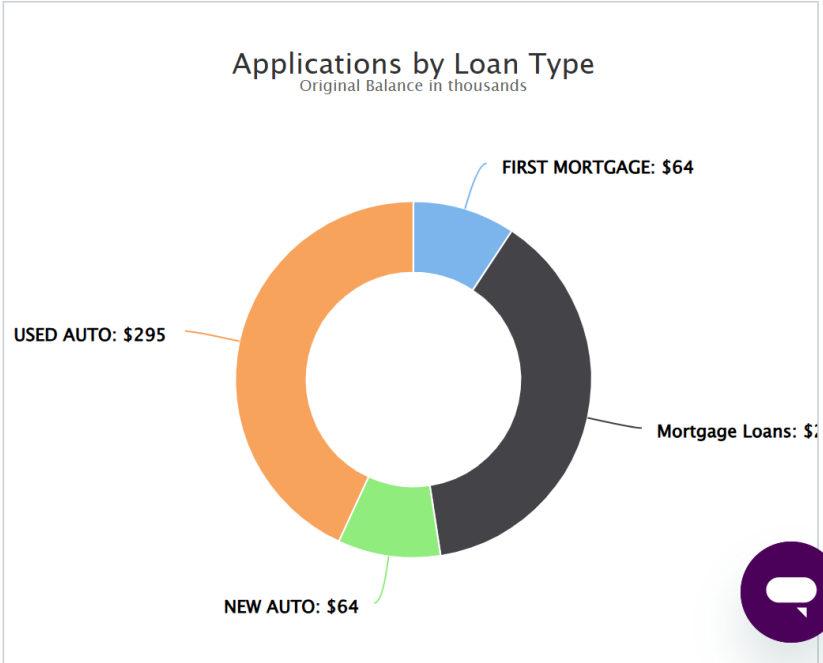
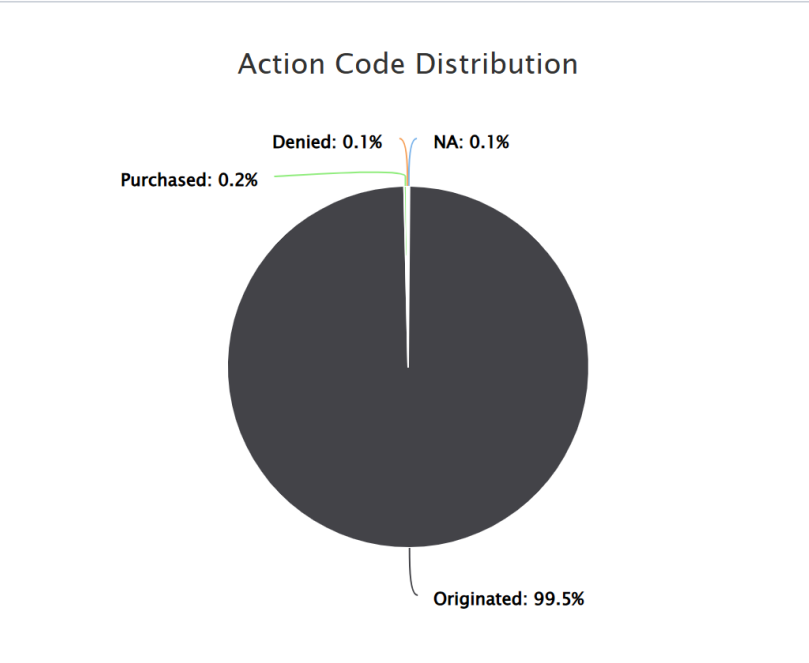
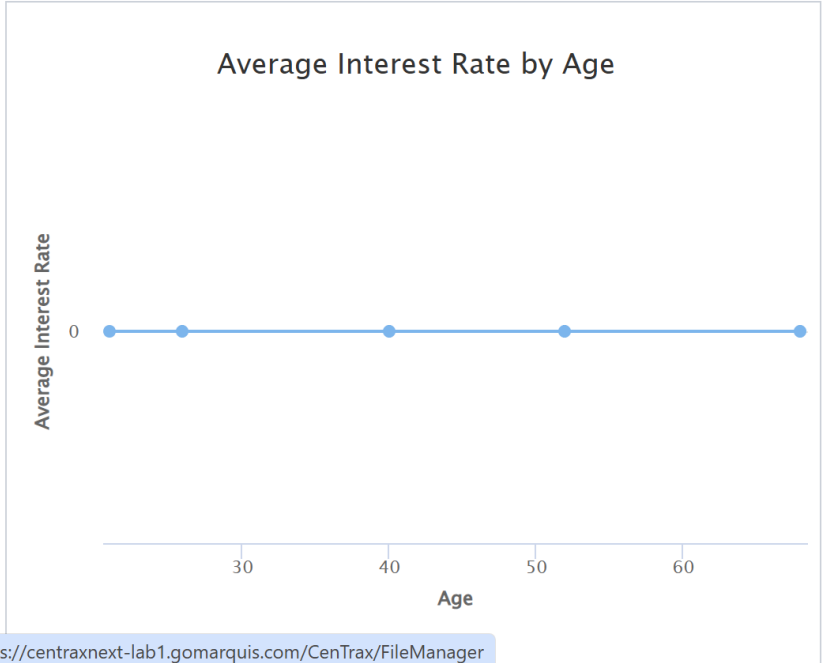
Copy



- Institutions
- File Manager
- System Settings
- Field Group Manager
- User Defined Fields
- Organization ▸
- Products ▸
- Lookup Manager ▸
- Fair Lending ▸
- Tract Groups/AA's
- Peer Groups

MSA Activity Details

MSA Code	NSA Name	Originations	Denials	Median Age of Population	% of Minority Population	Me
10180	Abilene, TX MSA	1	0	34	0.34%	
12420	Austin-Round Rock-San Marcos, TX MSA	127	0	34	0.46%	
19124	Dallas-Plano-Irving, TX MD	17	1	34	0.54%	
21340	El Paso, TX MSA	2	0	33	0.87%	
23104	Fort Worth-Arlington-Grapevine, TX MD	1	0	34	0.46%	
26420	Houston-Pasadena-The Woodlands, TX MSA	1	0	33	0.62%	
28140	Kansas City, MO-KS MSA	1	0	36	0.27%	
28660	Killeen-Temple, TX MSA	1	0	32	0.48%	
31084	Los Angeles-Long Beach-Glendale, CA MD	1	0	36	0.73%	
33260	Midland, TX MSA	1	0	31	0.50%	
35380	New Orleans-Metairie, LA MSA	1	0	37	0.47%	
35614	New York-Jersey City-White Plains, NY-NJ MD	2	0	37	0.62%	
41550	San Antonio, TX MSA	1	0	34	0.65%	



Add New ▶

	File	Year	Record Count	Last Accessed	Legacy File Name - Description
<input type="radio"/>	CRA DEMO	2025	149	10/24/2025 6:45:19 PM	
<input checked="" type="radio"/>	CRA Filing DEMO	2025	149	10/24/2025 8:06:57 PM	
<input type="radio"/>	CRA 2024	2024	149	10/24/2025 6:05:37 PM	
<input type="radio"/>	2023 HMDA Conf.*	2023	120	11/12/2024 4:46:51 PM	
<input type="radio"/>	CRA File	2023	850	11/25/2024 9:23:33 PM	
<input type="radio"/>	HMDA 2023	2023	155	5/8/2025 2:34:38 PM	
<input type="radio"/>	HMDA 2022	2022	159	8/14/2023 7:08:59 PM	




Add New ▶

	File	Year	Record Count	Last Accessed	Legacy File Name - Description
<input checked="" type="radio"/>	<input type="text" value="CRA 2024"/>	<div>2024</div>	149	11/27/2024 3:17:38 PM	
<input type="radio"/>	<input type="text" value="2023 HMDA Conf.*"/>	<div>2023</div>	120	11/12/2024 4:46:51 PM	
<input type="radio"/>	<input type="text" value="CRA File"/>	<div>2023</div>	850	11/25/2024 9:23:33 PM	CRA18T
<input type="radio"/>	<input type="text" value="HMDA 2023"/>	<div>2023</div>	155	7/31/2024 2:12:01 PM	
<input type="radio"/>	<input type="text" value="HMDA 2022"/>	<div>2022</div>	159	8/14/2023 7:08:59 PM	HMDA 2018
<input type="radio"/>	<input type="text" value="Comb CRA and HMDA 2018"/>	<div>2018</div>	1,003	11/25/2024 9:51:56 PM	
<input type="radio"/>	<input type="text" value="HMDA 2018"/>	<div>2018</div>	155	10/2/2023 6:54:19 PM	HMDA 2018

Step 4

Run the CRA Filing Wizard



Institutional Dashboard

HMDA Filing Wizard

HMDA Submission File

CRA Filing Wizard

CRA Submission File

Add New

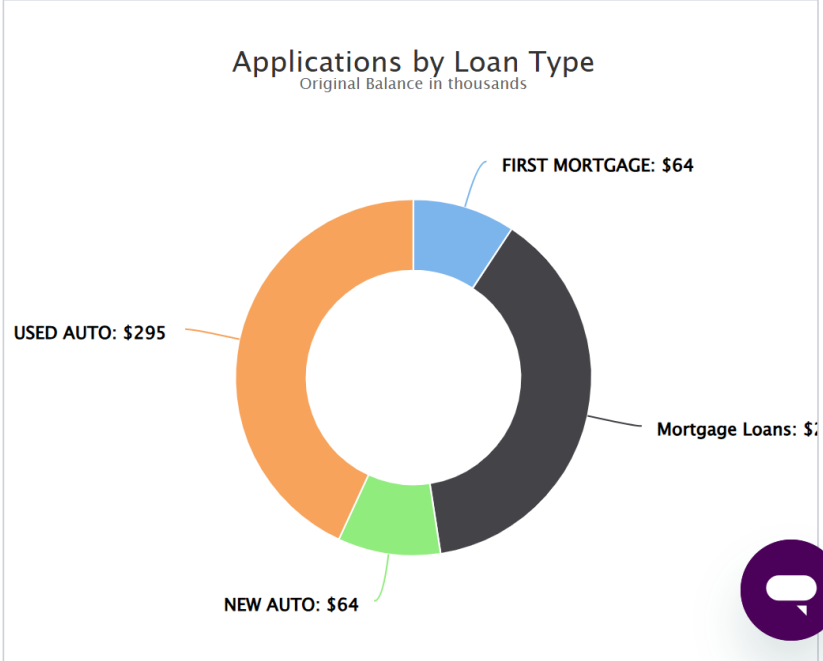
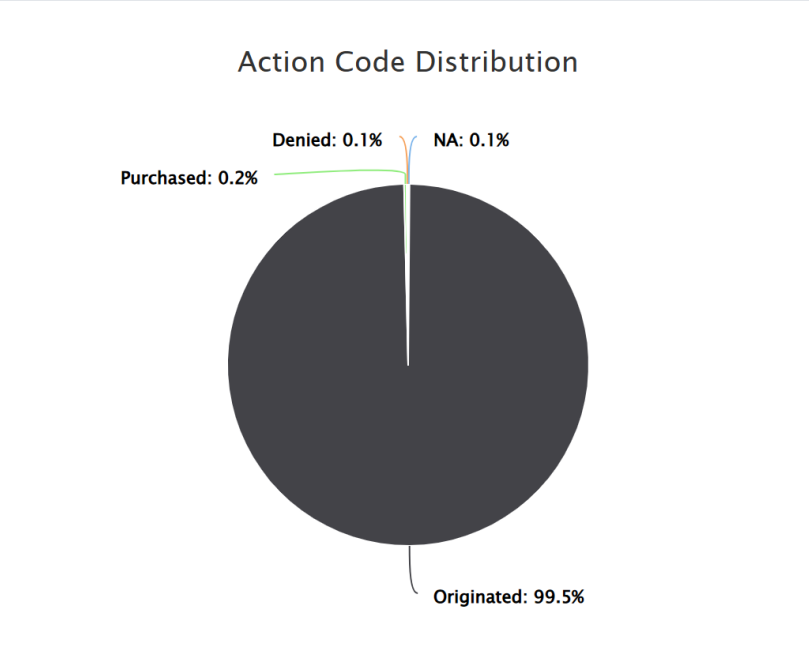
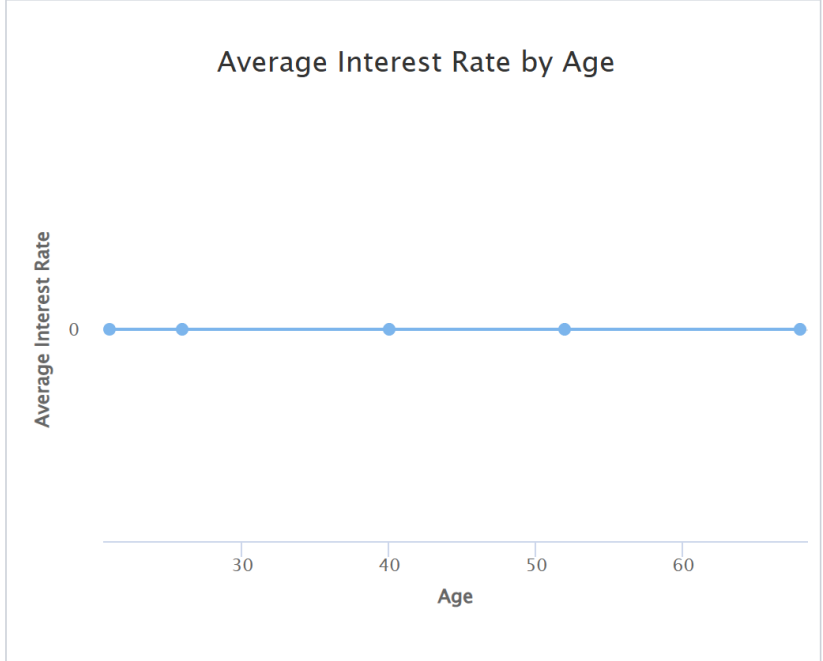
Copy

Average Loan Balance

Branch Name	Average Original Balance
Bay Park	~200k
Downtown	~300k
Lakeside	~40k

MSA Activity Details

MSA Code	NSA Name	Originations	Denials	Median Age of Population	% of Minority Population	Me
10180	Abilene, TX MSA	1	0	34	0.34%	
12420	Austin-Round Rock-San Marcos, TX MSA	127	0	34	0.46%	
19124	Dallas-Plano-Irving, TX MD	17	1	34	0.54%	
21340	El Paso, TX MSA	2	0	33	0.87%	
23104	Fort Worth-Arlington-Grapevine, TX MD	1	0	34	0.46%	
26420	Houston-Pasadena-The Woodlands, TX MSA	1	0	33	0.62%	
28140	Kansas City, MO-KS MSA	1	0	36	0.27%	
28660	Killeen-Temple, TX MSA	1	0	32	0.48%	
31084	Los Angeles-Long Beach-Glendale, CA MD	1	0	36	0.73%	
33260	Midland, TX MSA	1	0	31	0.50%	
35380	New Orleans-Metairie, LA MSA	1	0	37	0.47%	
35614	New York-Jersey City-White Plains, NY-NJ MD	2	0	37	0.62%	
41580	San Antonio-New Braunfels, TX MSA	1	0	34	0.65%	



CRA Filing Wizard

This wizard will run a final check on all critical areas of the filing process.

If all areas result in a "Pass" status, you will be able to generate your final submission file from this screen.

Otherwise, please resolve the issues and run this wizard again.

Wizard Setup Information

LR Submission File for	CRA Filing DEMO
Institution	MARQUIS ONE
Reporting Year	2025

Validate



CRA Filing Wizard

This wizard will run a final check on all critical areas of the filing process.


If all areas result in a "Pass" status, you will be able to generate your final submission file from this screen.

Otherwise, please resolve the issues and run this wizard again.

Wizard Setup Information


LR Submission File for	CRA Filing DEMO
Institution	MARQUIS ONE
Reporting Year	2025

Validate



Success

CRA Filing Wizard finished. [Click here to view results.](#)



CRA Filing Wizard

This wizard will run a final check on all critical areas of the filing process.

If all areas result in a "Pass" status, you will be able to generate your final submission file from this screen. Otherwise, please resolve the issues and run this wizard again.

Wizard Setup Information

LR Submission File for

CRA Filing DEMO

Institution

MARQUIS ONE

Reporting Year

2025

Show Results for a Previous Run

Result Set:

10/24/2025 9:02:59 PM - Complete ▾

Validate

CRA Filing Wizard

⛔ General Integrity Checks

✔ NO Deleted records in data file

⛔ Non-CRA qualified records 1

✔ Geocode Checks

✔ NO Geocode errors

✔ NO Geocode exceptions

⛔ Validity and Quality Edit Checks

n/a Denial Reasons Required

✔ Validity Edits Enabled

⛔ Validity edit errors 1

✔ Quality Edits Enabled

✔ NO Quality edit errors

✔ CenTrax Edits Enabled

✔ NO CenTrax edit errors

Run Exception Report

Show Error Report

Create LR File



CRA Filing Wizard

This wizard will run a final check on all critical areas of the filing process.

If all areas result in a "Pass" status, you will be able to generate your final submission file from this screen. Otherwise, please resolve the issues and run this wizard again.

Wizard Setup Information

LR Submission File for

CRA Filing DEMO

Institution

MARQUIS ONE

Reporting Year

2025

Show Results for a Previous Run

Result Set: 10/24/2025 9:02:59 PM - Complete ▾

Validate

CRA Filing Wizard

- ⛔

General Integrity Checks

✓ NO Deleted records in data file

⛔ Non-CRA qualified records 1
- ✓

Geocode Checks

✓ NO Geocode errors

✓ NO Geocode exceptions
- ⛔

Validity and Quality Edit Checks

n/a

Denial Reasons Required

✓ Validity Edits Enabled

⛔ Validity edit errors 1

✓ Quality Edits Enabled

✓ NO Quality edit errors

✓ CenTrax Edits Enabled

✓ NO CenTrax edit errors

Run Exception Report

Show Error Report

Create LR File



Marquis ONE - 003 (003)		CRA Filing Wizard Result				
Composite Geography	Name	Exception				
	Transmittal Sheet Edits	No errors detected				
	Small Business / Small Farm Composite	V305: Missing or invalid state code - 3 record(s)				
	Community Development Composite	No errors detected				
	Consortium / Third-Party Composite	No errors detected				
	Assessment Area	No errors detected				
>> Exception Summary <<	Exception Type	# of Exception Items	% of Exception Items	% of Qualified Records	% of Records with Exceptions	% of Records in Exception Type
	C010: Loan geocoded in US territory. Verify before reporting.	3	50.00	2.01	100.00	100.00
	V935: Missing or invalid state code	3	50.00	2.01	100.00	100.00
	Microdata Summary Recap		Number	Percent		
	Records in File (including filters)	149		Total Exception Items	6	
	Records that are CRA Qualified	149	100.00	Validity Exception Items	3	50.00
	Records with Exceptions	3	2.01	Quality Exception Items	0	0.00
				Syntactical Exception Items	0	0.00
				CenTrax Exception Items	3	50.00



CRA Filing Wizard

This wizard will run a final check on all critical areas of the filing process.

If all areas result in a "Pass" status, you will be able to generate your final submission file from this screen. Otherwise, please resolve the issues and run this wizard again.

Wizard Setup Information

LR Submission File for

CRA Filing DEMO

Institution

MARQUIS ONE

Reporting Year

2025

Show Results for a Previous Run

Result Set: 10/24/2025 9:02:59 PM - Complete ▾

Validate

CRA Filing Wizard

- ⛔

General Integrity Checks

✔ NO Deleted records in data file

⛔ Non-CRA qualified records 1
- ✔

Geocode Checks

✔ NO Geocode errors

✔ NO Geocode exceptions
- ⛔

Validity and Quality Edit Checks

n/a

Denial Reasons Required

✔ Validity Edits Enabled

⛔ Validity edit errors 1

✔ Quality Edits Enabled

✔ NO Quality edit errors

✔ CenTrax Edits Enabled

✔ NO CenTrax edit errors

Run Exception Report

Show Error Report

Create LR File



CRA Filing Wizard

This wizard will run a final check on all critical data before submission. If all areas result in a "Pass" status, you will be able to submit the report. Otherwise, please resolve the issues and run the wizard again.

Wizard Setup Information

LR Submission File for

CRA Filing DEMO

Institution

MARQUIS ONE

Reporting Year

2025

Show Results for a Previous Run

Result Set: 10/27/2025 8:13:23 PM - Complete

Validate

Error Report

Account Number	Validity Edit Errors	Quality Edit Errors	CenTrax Edit Errors
0000000020			
0000000021			
0000000073			

Edit Account

Close

Geocode Checks

Geocode errors

NO Geocode exceptions

3

Validity and Quality Edit Checks

N/A Denial Reasons Required

Validity Edits Enabled

Validity edit errors

Quality Edits Enabled

NO Quality edit errors

CenTrax Edits Enabled

CenTrax edit errors

3

3

Run Exception Report

Show Error Report

Create LR File



Application Details

Applicants HMDA 1071 AUS Fair Lending CRA UDF

Add New

Account and Address

Fill Exemptions

Acct#

0000000020

ULI

ULI

Loan#

Loan Number

Address

☐ NA

Address

City

City

State

▼

Zip Code

Zip Code

 -

Extension

Type of Address

--None Selected--

HMDA Qualified

☐ Yes ☐ No ☒ Unknown

1071 Qualified

☐ Yes ☐ No ☒ Unknown

CRA Qualified

☒ Yes ☐ No ☐ Unknown

Geocode/Demographics

☐ NA

Override

State

Select a State

County

Select a County

Tract

Select a Tract

Block Group

MSA

Select an MSA

Minority

Tract Income Level

Applicant Income Level: HMDA

Applicant Income Level: CRA

Geocode Date

Geocode Date

Source

▼

Latitude

0

Longitude

0

Previous

Next

Validate

Print

Save

Cancel



CRA Filing Wizard

This wizard will run a final check on all critical areas of the filing process.

If all areas result in a "Pass" status, you will be able to generate your final submission file from this screen. Otherwise, please resolve the issues and run this wizard again.

Wizard Setup Information

LR Submission File for

CRA Filing DEMO

Institution

MARQUIS ONE

Reporting Year

2025

Show Results for a Previous Run

Result Set: 12/2/2025 8:24:28 PM - Complete ▾

Validate

CRA Filing Wizard

- ✓ General Integrity Checks
 - ✓ NO Deleted records in data file
 - ✓ NO Non-CRA qualified records
- ✓ Geocode Checks
 - ✓ NO Geocode errors
 - ✓ NO Geocode exceptions
- ✓ Validity and Quality Edit Checks
 - N/A Denial Reasons Required
 - ✓ Validity Edits Enabled
 - ✓ NO Validity edit errors
 - ✓ Quality Edits Enabled
 - ✓ NO Quality edit errors
 - ✓ CenTrax Edits Enabled
 - ✓ NO CenTrax edit errors

Run Exception Report


Show Error Report

Create LR File



Step 5

Create Submission/LR File



Submission File

LR Submission File for Institution

CRA Filing DEMO

Reporting Year

2025

Agency

OCC

Options

☒ Internet Submission

☐ Override Validity Checks

Micro Data

☒ Exclude

☐ Include with LR Data

☐ Micro Data file only

Build LR File



Submission File

LR Submission File for Institution

CRA Filing DEMO

Reporting Year

MARQUIS ONE

Agency

2025

Agency

OCC

Options

☒ Internet Submission

☐ Override Validity Checks

Micro Data

☒ Exclude

☐ Include with LR Data

☐ Micro Data file only

Build LR File



Submission File

LR Submission File for Institution

CRA Filing DEMO

Reporting Year

2025

Agency

OCC

Options

☒ Internet Submission

☐ Override Validity Checks

Micro Data

☒ Exclude

☐ Include with LR Data

☐ Micro Data file only

Build LR File



Submission File

LR Submission File for Institution

CRA Filing DEMO

Reporting Year

2025

Agency

OCC

Options

☒ Internet Submission

☐ Override Validity Checks

Micro Data

☒ Exclude

☐ Include with LR Data

☐ Micro Data file only

Build LR File



Submission File

LR Submission File for Institution

CRA Filing DEMO

Reporting Year

2025

Agency

OCC

Options

☒ Internet Submission

☐ Override Validity Checks

Micro Data

☐ Exclude

☒ Include with LR Data

☐ Micro Data file only

Build LR File

Submission File

LR Submission File for Institution

CRA Filing DEMO

Reporting Year

2025

Agency

OCC

Options

☒ Internet Submission

☐ Override Validity Checks

Micro Data

☐ Exclude

☐ Include with LR Data

☒ Micro Data file only

Build LR File

Submission File

LR Submission File for Institution

CRA Filing DEMO

Reporting Year

MARQUIS ONE

Agency

OCC

Options

☒ Internet Submission

☐ Override Validity Checks

Micro Data

☐ Exclude

☐ Include with LR Data

☒ Micro Data file only

Build LR File

Submission File	Results
<div><div><div>LR Submission File for Institution</div><div>Reporting Year</div><div>Agency</div></div><div><div>CRA Filing DEMO</div><div>MARQUIS ONE</div><div>2025</div><div>OCC</div></div></div>	<div>File is being generated</div>
Options	Assessment Area Summary
<div><div><input checked="" type="checkbox"/> Internet Submission</div><div><input type="checkbox"/> Override Validity Checks</div></div>	
Micro Data	Record Submission Summary
<div><div><div><input type="radio"/> Exclude</div><div><input checked="" type="radio"/> Include with LR Data</div><div><input type="radio"/> Micro Data file only</div></div></div>	

Success

CRA Submission file creation complete.
[Click here to view results.](#)

Submission File

LR Submission File for Institution

CRA Filing DEMO

Reporting Year

2025

Agency

OCC

Options

☒ Internet Submission

☐ Override Validity Checks

Micro Data

☐ Exclude

☒ Include with LR Data

☐ Micro Data file only

Results		
File creation status: Success -		
Assessment Area Summary		
Assessment Areas		1
MSAs in All Assessment Areas		1
Non-MSAs by state		0
Counties		7
Tracts		1171
Record Submission Summary		
Transmittal Sheet Records		1
Small Business Composite Records		136
Small Farm Composite Records		0
Community Development Composite Records		1
Consortium/Third Party Composite Records		0
Assessment Area Records		1171
Total Records		1457




[illegible]

Submission File	Results														
<div><div>LR Submission File for Institution</div><div>CRA Filing DEMO</div></div> <div><div>Reporting Year</div><div>MARQUIS ONE</div></div> <div><div>Agency</div><div>2025</div></div> <div><div></div><div>OCC</div></div>	<div>File creation status: Success -</div>														
Options	Assessment Area Summary														
<div><div><input checked="" type="checkbox"/> Internet Submission</div><div><input type="checkbox"/> Override Validity Checks</div></div>	<table><tr><td>Assessment Areas</td><td>1</td></tr><tr><td>MSAs in All Assessment Areas</td><td>1</td></tr><tr><td>Non-MSAs by state</td><td>0</td></tr><tr><td>Counties</td><td>7</td></tr><tr><td>Tracts</td><td>1171</td></tr></table>	Assessment Areas	1	MSAs in All Assessment Areas	1	Non-MSAs by state	0	Counties	7	Tracts	1171				
Assessment Areas	1														
MSAs in All Assessment Areas	1														
Non-MSAs by state	0														
Counties	7														
Tracts	1171														
Micro Data	Record Submission Summary														
<div><div><input type="radio"/> Exclude</div><div><input checked="" type="radio"/> Include with LR Data</div><div><input type="radio"/> Micro Data file only</div></div>	<table><tr><td>Transmittal Sheet Records</td><td>1</td></tr><tr><td>Small Business Composite Records</td><td>136</td></tr><tr><td>Small Farm Composite Records</td><td>0</td></tr><tr><td>Community Development Composite Records</td><td>1</td></tr><tr><td>Consortium/Third Party Composite Records</td><td>0</td></tr><tr><td>Assessment Area Records</td><td>1171</td></tr><tr><td>Total Records</td><td>1457</td></tr></table>	Transmittal Sheet Records	1	Small Business Composite Records	136	Small Farm Composite Records	0	Community Development Composite Records	1	Consortium/Third Party Composite Records	0	Assessment Area Records	1171	Total Records	1457
Transmittal Sheet Records	1														
Small Business Composite Records	136														
Small Farm Composite Records	0														
Community Development Composite Records	1														
Consortium/Third Party Composite Records	0														
Assessment Area Records	1171														
Total Records	1457														



Step 6


Encryption/Importing



CRA FILING PLATFORM




Submit your CRA LR here:

<https://ffiec.gov/cra>



All institutions regulated by the OCC, Federal Reserve, and FDIC that meet the asset size threshold are subject to data collection and reporting requirements.

CRA Regulations




- [Board of Governors of the Federal Reserve System](#) 
- [Federal Deposit Insurance Corporation](#) 
- [Office of the Comptroller of Currency](#) 

Reporting Criteria and Examinations

All institutions regulated by the OCC, Federal Reserve, and FDIC that meet the asset size threshold are subject to data collection and reporting requirements.

- [Reporting Criteria Per Year](#)
- [CRA Examination Schedules and Other Information](#)

CRA Ratings

- [Interagency CRA Ratings Page](#)
- [FDIC Ratings and PEs](#) 
- [FRB Ratings and PEs](#) 
- [OCC Ratings and PEs](#) 

CRA Filings and Software Downloads

- [How to File](#)
- [Software Downloads](#)
- [Guide to CRA Data Collection and Reporting](#)

Data and Online Reports

- [Aggregate Reports](#)
- [Census and Demographic Data](#)
- [Disclosure Reports](#)
- [National Aggregate Reports](#)
- [Distressed and Underserved Tracts](#)
- [Flat Files](#) - Downloadable files that allow users to analyze and create reports using FFIEC census data that may be combined with the appropriate year(s) of HMDA and CRA data.

Additional Information

- [Interagency Questions & Answers](#)
- [Interagency Interpretive Letters](#)



COMMUNITY REINVESTMENT ACT

Home
 >
 Data
 >
 CRA
 >
 Software Downloads

CRA Main
How to File
Software Downloads
Distressed and Underserved Tracts
CRA Ratings
Interagency Q&A
Interagency Letters
Geocoding System ↗
Data Products

Software Downloads

Version 2025 Release 2 for the CY 2025 CRA data due March 2, 2026 is now available. Each software version is year-specific (i.e. 2025 reporting requires 2025 CRA DES and not 2024 CRA DES).

The software must be installed locally on a hard disk; it is NOT network compatible.

Current Version

Current Version	System Requirements
CRA Data Entry Software v. 2025 R.2	Minimum OS: Microsoft Windows Vista, Windows Server 2008 SP2, or Windows 10

[Resources and Tools for filing HMDA data collected in or after 2017](#)
[↗](#)

Past Versions

CRA

Past Version	System Requirements
CRA Data Entry Software v. 2025 R.1	Minimum OS: Microsoft Windows Vista, Windows Server 2008 SP2, or Windows 10
CRA Data Entry Software v. 2024 R.2	Minimum OS: Microsoft Windows Vista, Windows Server 2008 SP2, or Windows 10
CRA Data Entry Software v. 2023 R.2	Minimum OS: Microsoft Windows Vista, Windows Server 2008 SP2, or Windows 10
CRA Data Entry Software v. 2022 R.2	Minimum OS: Microsoft Windows Vista, Windows Server 2008 SP2, or Windows 10

COMMUNITY REINVESTMENT ACT

Home > Data > CRA > Software Downloads

CRA Main

How to File

Software Downloads

Distressed and Underserved Tracts

CRA Ratings

Interagency Q&A

Interagency Letters

Geocoding System

Data Products

Software Downloads

Version 2025 Release 2 for the CY 2025 CRA data due (and not 2024 CRA DES).

The software must be installed locally on a hard disk.

Current Version

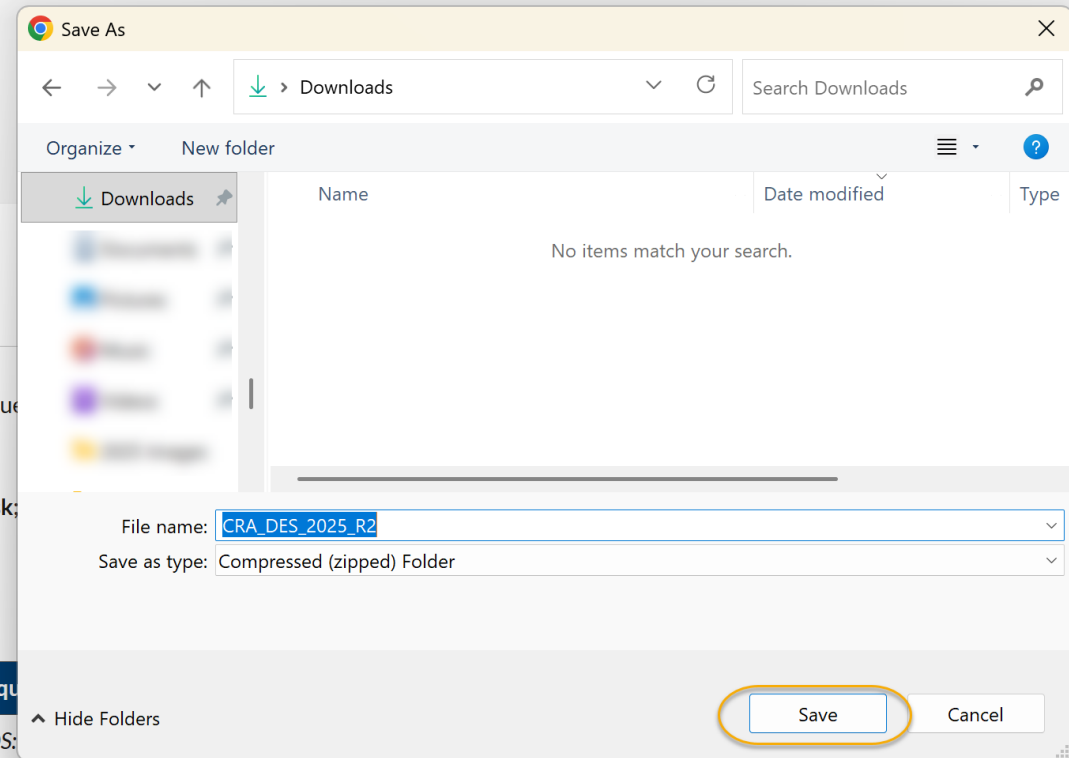
Current Version	System Requirements
CRA Data Entry Software v. 2025 R.2	Minimum OS: Microsoft Windows Vista, Windows Server 2008 SP2, or Windows 10

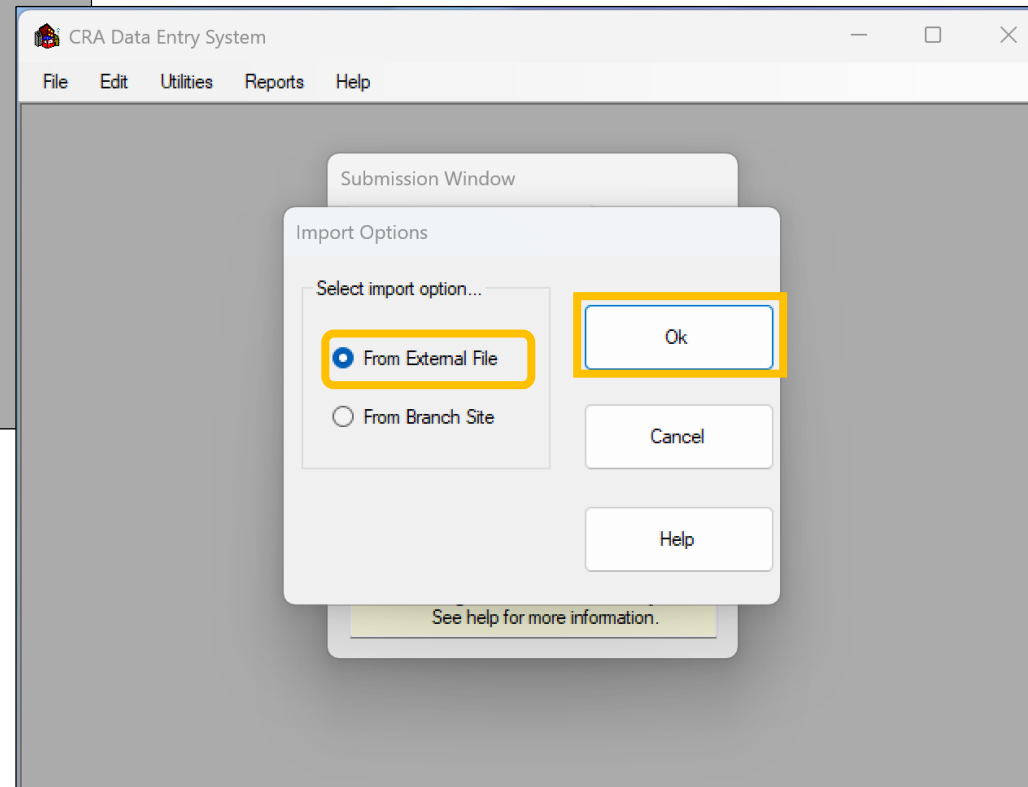
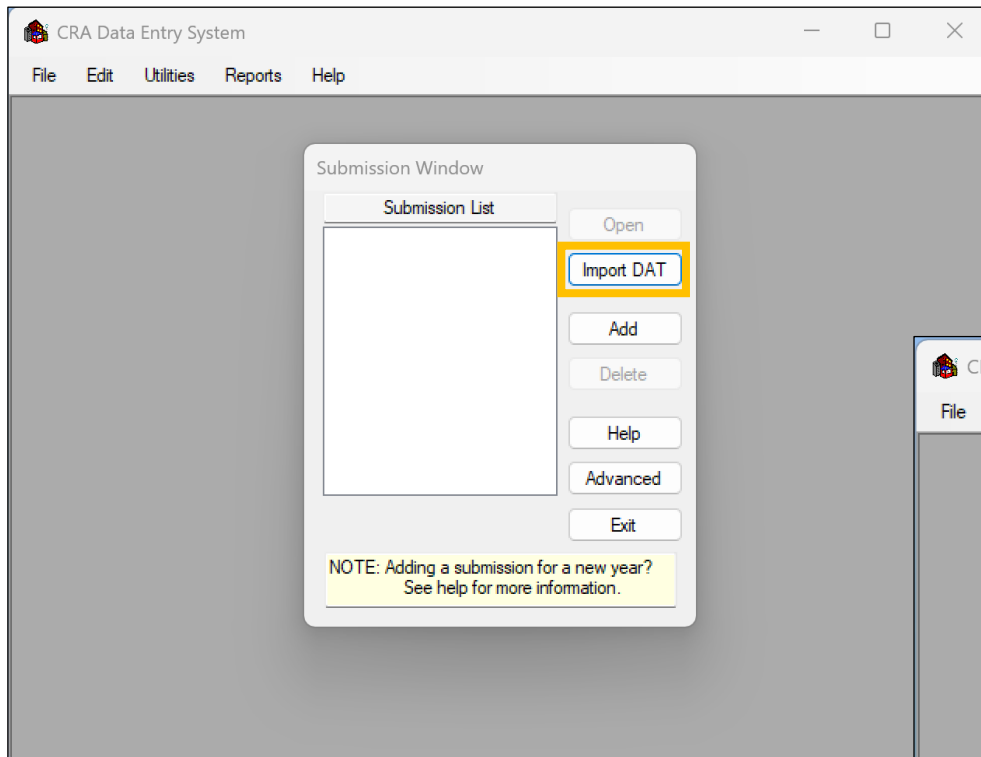
[Resources and Tools for filing HMDA data collected in or after 2017](#)

Past Versions

CRA

Past Version	System Requirements
CRA Data Entry Software v. 2025 R.1	Minimum OS: Microsoft Windows Vista, Windows Server 2008 SP2, or Windows 10
CRA Data Entry Software v. 2024 R.2	Minimum OS: Microsoft Windows Vista, Windows Server 2008 SP2, or Windows 10
CRA Data Entry Software v. 2023 R.2	Minimum OS: Microsoft Windows Vista, Windows Server 2008 SP2, or Windows 10
CRA Data Entry Software v. 2022 R.2	Minimum OS: Microsoft Windows Vista, Windows Server 2008 SP2, or Windows 10





CRA Data Import from External File

File Edit

Import Options

Current Submission

Respondent ID: No Active Submission Loaded...

Agency:

Activity Year:

Name:

Begin

Cancel

Help

Target File

C:\Users\user\Desktop\C0000878898_1

Browse

Select Record Type(s)

Select

ALL RECORD TYPES SELECTED

Import Style

☒ Normal

☐ Overwrite

Duplicate Handling

☒ Decide On Line

☐ Replace All

☐ Ignore All

Does not apply to Assessment Areas, Community Development Record, or Consortium/Third Party Record

☐ Print Audit Trail

CRA Data Import from External File

File Edit

Import Options

Current Submission

Respondent ID: No Active Submission Loaded...

Agency:

Activity Year:

Name:

Begin

Cancel

Help

Target File

C:\Users\user\Desktop\C0000878898_1

WARNING

The time required to import this file may vary significantly depending on the size of the file. Click OK to continue with the import or Cancel to return to the previous menu.

OK

Cancel

Select Record Type(s)

Select

ALL RECORD TYPES SELECTED

Import Style

☒ Normal

☐ Overwrite

Duplicate Handling

☒ Decide On Line

☐ Replace All

☐ Ignore All

Does not apply to Assessment Areas, Community Development Record, or Consortium/Third Party Record

☐ Print Audit Trail

CRA Data Import from External File

File Edit

Import Options

Current Submission

Respondent ID: No Active Submission Loaded...

Agency:

Activity Year:

Name:

Target File

Select Record Type(s)

Import Style

☒ Normal

☐ Overwrite

☐ Print Audit Trail

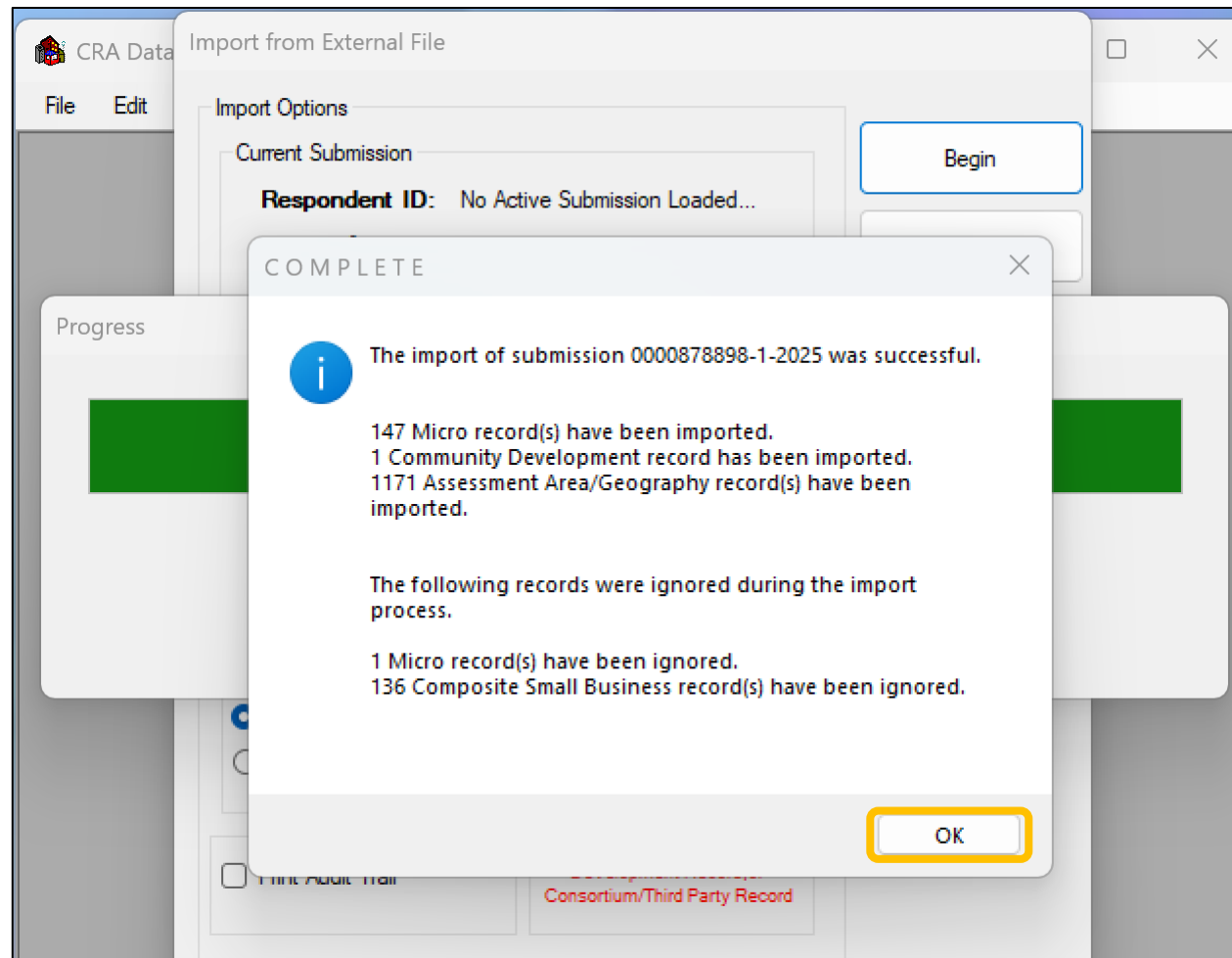
Duplicate Handling

☒ Decide On Line

☐ Replace All

☐ Ignore All

Does not apply to Assessment Areas, Community Development Record, or Consortium/Third Party Record





File Edit Utilities Reports Help

Use Mode...

☒ Add ☐ Update ☐ Delete**Loans**

- ▶ Small Business
- ▶ Small Farm
- ▶ Community Development
- ▶ Consortium/Third Party*
- ▶ Other Lines/Loans for Small Business Purposes*
- ▶ Other Miscellaneous Loan Data*

Submission

- ▶ Transmittal Sheet
- ▶ Assessment Area

Consumer Loans

- ▶ Motor Vehicle*
- ▶ Home Equity*
- ▶ Credit Card*
- ▶ Other - Secured*
- ▶ Other - Unsecured*

denotes optional data*Reports**

- ▶ Error Report
- ▶ Data Listing Report
- ▶ Institution Register Summary
- ▶ Submission Listing Report
- ▶ Composite Summary Report
- ▶ Inside/Outside Asmt Area
- ▶ Tract Income
- ▶ Borrower Income
- ▶ Business/Farm Revenue
- ▶ Submission Status Report

- ▶ Import...
- ▶ Submit or Export...
- ▶ **Batch Edit**

- ▶ Exit
- ▶ Help

See the main menu for utilities and other options not displayed here.

CRA Front Page

*...for 2018 Data***OMB Numbers**

An Agency may not conduct or sponsor, and a person is not required to respond to, a collection of information unless it displays a currently valid OMB number.

FRS 7100-0197
OCC 1557-0160
FDIC 3064-0092

Respondent ID

Agency

1

Year

Respondent Name

MARQUIS FEDERAL

CRA Data Entry System

File Edit Utilities Reports Help

Batch Edit

Description

This option scans and edits the submission, then displays the total number of records by record type in the submission and the number of records with errors.

Batch Edit must be used if incomplete records are allowed (see CRA Configuration Options) or if records have been imported into the software.

The CRA software does not allow records with validity edits to be exported to the Federal Reserve Board. Perform a batch edit before attempting to export data to ensure all records are error free.

The time required to generate this batch edit may vary depending on the size of your submission. If you do not want to generate this report click the Cancel button to return to the Front Page.

For additional information, click on the Help button.

Select Record Type(s)

Select

<ALL SELECTED>

Begin

Cancel

Help

Respondent ID

Agency

Year

Respondent Name

1

2025

CRA Data Entry System

File Edit Utilities Reports Help

Batch Edit

Batch Edit Results...

Record Type	Total Records	Records w/Errors

Begin

Cancel

Help

Record Type

Areas

w/Errors

Batch Edit is complete. Press Front Page to return to the Front Page.

Respondent ID

Agency

Year

Respondent Name

1

2025

MARQUIS ONE

WARNING

!

Batch Edit Complete.
Batch Edit successful (without errors).

OK

CRA Data Entry System

File

Edit

Utilities

Reports

Help

Batch Edit

Batch Edit Results...

Record Type	Total Records	Records w/Errors
Transmittal	1	0
Small Business	147	0
Small Farm	None	
Other Lines/Loans for Small Business	None	
Home Equity	None	
Motor Vehicle	None	
Credit Card	None	
Other Secured Consumer	None	
Other Unsecured Consumer	None	
Other Miscellaneous Loan Data	None	
Community Development Composite	1	0
Consortium/Third Party Composite	None	

Record Type	Total Asmt Areas	Records w/Errors
Assessment Area(s)	1	0

Front Page

Print

Help

Batch Edit is complete. Press Front Page to return to the Front Page.

Respondent ID

Agency

Year

Respondent Name

1

2025

MARQUIS ONE

CRA Data Entry System

File

Edit

Utilities

Reports

Help

Use Mode...

☒ Add
 ☐ Update
 ☐ Delete

Loans

- ▶ Small Business
- ▶ Small Farm
- ▶ Community Development
- ▶ Consortium/Third Party*
- ▶ Other Lines/Loans for Small Business Purposes*
- ▶ Other Miscellaneous Loan Data*

Submission

- ▶ Transmittal Sheet
- ▶ Assessment Area

Consumer Loans

- ▶ Motor Vehicle*
- ▶ Home Equity*
- ▶ Credit Card*
- ▶ Other - Secured*
- ▶ Other - Unsecured*

* denotes optional data

Reports

- ▶ Error Report
- ▶ Data Listing Report
- ▶ **Institution Register Summary**
- ▶ Submission Listing Report
- ▶ Composite Summary Report
- ▶ Inside/Outside Asmt Area
- ▶ Tract Income
- ▶ Borrower Income
- ▶ Business/Farm Revenue
- ▶ Submission Status Report

▶ Import...
 ▶ Submit or Export...
 ▶ Batch Edit

▶ Exit
 ▶ Help

See the main menu for utilities and other options not displayed here.

Respondent ID

Agency

Year

Respondent Name

1

MARQUIS FEDERAL

CRA Front Page

... for 2018 Data


OMB Numbers

FRS 7100-0197

OCC 1557-0160

FDIC 3064-0092

An Agency may not conduct or sponsor, and a person is not required to respond to, a collection of information unless it displays a currently valid OMB number.

 CRA Data Entry System

File Edit Utilities Reports Help

Institution Register Summary

Description

This report provides the total number of loans and loan amounts for the loans required to be reported to the Federal Reserve Board.

The time required to generate this report may vary depending upon the size of your submission. If you do not want to generate this report, click on the Cancel button to return to the Front Page.

To view a sample of this report and/or for additional information, click on the Help button.

Print

Preview

Export Report

Printer Setup

Cancel

Help

Respondent ID

Agency

Year

Respondent Name

1

2025

MARQUIS ONE

Date:
Time:

COMMUNITY REINVESTMENT ACT
INSTITUTION REGISTER SUMMARY (IRS) for 2025

Page 1 of 1

Respondent ID:	MARQUIS ONE	Contact: MARY SMITH
Agency: OCC	5208 TENNYSON PARKWAY #120	Phone: 469-467-9779
Activity Year: 2025	PLANO, TX 75024	Fax: 972-870-4925

	<u>Small Business Loans</u>	<u>Small Farm Loans</u>	<u>Community Development Loans</u>	<u>Consortium/ Third Party Loans</u>
# of Tracts with Loans	136			
Total # of Loans on File	147			1
Total Loan Amounts on File (000s)	35,435		1,043	
Total # of Affiliate Loans on File	0			0
Total Affiliate Loan Amounts on File (000s)	0			0
Total Small Business or Farm Loans with <= \$1 million in Revenues				
Number	27			
Total Loan Amount (000s)	5,109			
Small Business or Farm Loans <= \$100,000				
Number	64			
Total Loan Amount (000s)	3,226			
Small Business or Farm Loans > \$100,000 to \$250,000				
Number	36			
Total Loan Amount (000s)	6,408			
Small Business or Farm Loans > \$250,000				
Number	47			
Total Loan Amount (000s)	25,801			

There are no loan records for loan type Small Farm

There are no loan records for loan type Consortium/Third Party Composite

Warning: This report excludes all loan records with errors or records that are incomplete.

*** End of Institution Register Summary Report



CRA Data Entry System



File Edit Utilities Reports Help

Use Mode...

☒ Add ☐ Update ☐ Delete

Loans

- ▶ Small Business
- ▶ Small Farm
- ▶ Community Development
- ▶ Consortium/Third Party*
- ▶ Other Lines/Loans for Small Business Purposes*
- ▶ Other Miscellaneous Loan Data*

Submission

- ▶ Transmittal Sheet
- ▶ Assessment Area

Consumer Loans

- ▶ Motor Vehicle*
- ▶ Home Equity*
- ▶ Credit Card*
- ▶ Other - Secured*
- ▶ Other - Unsecured*

** denotes optional data*

Reports

- ▶ Error Report
- ▶ Data Listing Report
- ▶ Institution Register Summary
- ▶ Submission Listing Report
- ▶ Composite Summary Report
- ▶ Inside/Outside Asmt Area
- ▶ Tract Income
- ▶ Borrower Income
- ▶ Business/Farm Revenue
- ▶ Submission Status Report

▶ Import...

▶ Submit or Export...

▶ Batch Edit

▶ Exit

▶ Help

See the main menu for utilities and other options not displayed here.

CRA Front Page

... for 2018 Data

OMB Numbers

FRS 7100-0197
OCC 1557-0160
FDIC 3064-0092

An Agency may not conduct or sponsor, and a person is not required to respond to, a collection of information unless it displays a currently valid OMB number.

Respondent ID

Agency

Year

Respondent Name

1

[

MARQUIS FEDERAL

CRA Data Entry System

FileEditUtilitiesReportsHelp

Use Module

Add

Loans

▶ Small Business

▶ Small Business

▶ Commercial

▶ Commercial

▶ Other Small Business

▶ Other Loans

▶ Import

▶ Submit

▶ Batch

Summary Report

Report Area

Continue Report

Page

2025 Data Numbers

7100-0197

1557-0160

FDIC 3064-0092

See the main menu for utilities and other options not displayed here.

Respondent ID

Agency

Year

Respondent Name

1

2025

MARQUIS ONE

Did You Know?

1. You must run a Batch Edit and correct all validity errors in order to submit a validity-free submission. Failure to submit a validity-free submission may result in the rejection of your submission file.

2. The Submission via Web is the most expedient and efficient method for submitting your CRA data. See the the Help file for more details.

Run Batch Edit...

Continue...

CRA Data Entry System

File Edit Utilities Reports Help

Use Mode...
☒ Add ☐ Update ☐ Delete

Submission
▶ Transmittal Sheet
▶ Assessment Area

Reports
▶ Error Report
▶ Data Listing Report
▶ Institution Register Summary
▶ ...ng Report
▶ ...ary Report
▶ ...smt Area
▶ ...e
▶ ...Revenue
▶ ...us Report

Loans
▶ Small Bu
▶ Small Fa
▶ Commu
▶ Consorti
▶ Other Lin
Small Bu
▶ Other Mis
Loan Dat

Submit or Export Options
Select option...
☒ **Submission via Web**
☐ Export to Federal Reserve Board via Postal Service
☐ Export to Federal Reserve Board via Internet e-mail
☐ Export for Other Purposes
☐ Export to Home Office

OK
Cancel
Help

▶ Import...
▶ Submit or Export...
▶ Batch Edit

▶ Exit
▶ Help

See the main menu for utilities and other options not displayed here.

Respondent ID Agency Year Respondent Name
MARQUIS ONE

CRA Front Page
... for 2025 Data
OMB Numbers
FRS 7100-0197
OCC 1557-0160
FDIC 3064-0092
An Agency may not conduct or sponsor, and a person is not required to respond to, a collection of information unless it displays a currently valid OMB number.

CRA Data Entry System

File Edit Utilities Reports Help

Use Mode...
☒ Add

Loans
▶ Sm
▶ Sm
▶ Cor
▶ Cor
▶ Oth
Sm
▶ Oth
Loa

▶ Import...
▶ Sub
▶ Bat

See the main menu for utilities and other options not displayed here.

Respondent ID Agency Year Respondent Name
MARQUIS ONE

Submission via Web - Did you know?

Submission via Web

Submission via Web is a new, secure way to submit your CRA data to the Federal Reserve Board. Instead of encrypting your submission file and attaching it to an e-mail message, with an Internet connection you can now seamlessly transmit your submission data to the Federal Reserve Board with the click of a button.

IMPORTANT: Clicking "Begin" in the next window will transmit your submission to the Federal Reserve Board. Please be sure that you are ready to transmit your CRA submission before proceeding.

Cancel Continue

CRA Data Entry System

Submission via Web

Current Submission

Respondent ID:

Agency: 1 - OCC

Activity Year: 2025

Name: MARQUIS ONE

Begin

Cancel

Help

Creating Data File

Connecting to Remote Host

Transmitting Data File

Closing Connection

1 2025 MARQUIS ONE



marquis



The image features a dark purple background. On the left side, there is a large, light purple, stylized 'X' shape. The right arm of the 'X' is a solid circle. The word 'marquis' is written in white, lowercase, sans-serif font, centered within the circular part of the 'X'.

marquis